



# SOLUTIONS FOR **AGRICULTURE**

NTN-SNR's offer of bearings for implements

**NTN** 

[www.ntn-snr.com](http://www.ntn-snr.com)



With You

## INNOVATION DRIVING YOUR PRODUCTION

**Movement is constantly changing. It is analysed, brought under control, guided and mastered with the aim of deriving maximum benefit. It is more than a simple concept. It is the very essence of our commitment, namely designing and innovating to deliver the perfect solutions to the issues and constraints of today and tomorrow.**

There are thousands of us around the world masterminding and developing solutions to raise the bar on your production performance. Among the world-leading brands (NTN, BCA, BOWER and SNR) are marketed worldwide and deliver the best-fit solutions for working together and building a more environmentally-friendly society. Follow our lead and use interaction, anticipation and adaptation as the keys to guiding and shaping the future of the manufacturing, automotive and aviation markets.

**5,4 BILLION €**

in FY2019

**24 199**

employees in 2019

### The local service of an international partner



**118**

sales offices

**73**

Production sites

**15**

R&D centres



## ACHIEVING YOUR OBJECTIVES IS WHAT DRIVES US.

Either from working the soil to maintenance, including harvesting, we put our know-how at your disposal to offer you products matching your farming equipment, tried and tested by the biggest names in the agricultural market.



**2000**  
solutions dedicated  
TO THE AGRICULTURAL MARKET

**4million**  
bearings  
FOR FARMING EQUIPMENT  
SOLD EVERY YEAR



## A FRUITFUL COLLABORATION WITH THE AGRICULTURAL MACHINERY GIANT.

**For more than 40 years, NTN-SNR have manufactured bearings for KUHN, the world leader in agricultural machinery. At the heart of this special relationship: the same passion for quality and innovation.**

World leader within its market, KUHN, founded in 1828, has doubled its sales in six years, topping the billion euro mark. A development nourished by innovation, with 100 R&D engineers out of a total of 5,000 staff – and 1,600 patents filed. KUHN's objective is to design and manufacture reliable, enduring, innovative and environmentally-friendly machines that best meet the needs of its customers. KUHN expects its suppliers to have the same degree of investment in quality and innovation, and strive towards these shared goals. With regard to bearings, KUHN has placed its trust in NTN-SNR for four decades.

### Longer service life

This trust is based first and foremost on our capacity to produce stronger bearings suited to dusty environments and heavy loads, changing working conditions and the need for unflinching reliability. *"The longer service life and the consistent quality of the bearings supplied are for us a valuable asset"*, says Bernard Jacob, lead buyer at KUHN. For instance, NTN-SNR manufactures for KUHN a bearing with two rows of angular-contact ball bearings (ACBB), used on the cutter bars of mowers. *"Used in the*

*automotive industry, this bearing offers an excellent technical base that has been adapted and tailored to meet the requirements of KUHN's mowers"*, stresses Jean-Michel Hée, Agriculture Sales Executive at NTN-SNR.

### Smart agricultural machines

Another valued-added factor is innovation. *"And more particularly the ability of our main suppliers to carry out technological intelligence, to be a proactive force"*, points out Bernard Jacob. In this instance, KUHN and NTN-SNR draw on a relationship of trust, forged 40 years ago, to progress together.

Progress reports on projects and development programmes are provided at regular intervals. *"We appreciate the sustained technical and commercial relations between the project teams of our two companies; the reactivity and quality of these relations help us progress and finalize our projects"*, explains Bernard Jacob. It is also an opportunity to devise smart agricultural machines that take full advantage of the resources of on-board electronics, a key focus of research for KUHN's R&D, and one of the keys to meeting the requirements of our customers.



# OUR SOLUTIONS COVER ALL EXISTING APPLICATIONS ON THE MARKET.

## SOIL WORKING

Bearings that can adapt to all types of conditions, for optimal preparation of the soil prior to seeding.

>>> [Reduced maintenance frequency.](#)

6



## SEEDING

Solutions that guarantee robust guiding of the seeding discs.

>>> [Precise seeding and reliable operation.](#)

14



## HAY / SILAGE MAKING

High-speed bearings ensure the best possible harvests to maintain the quality of fodder.

>>> [Maintenance free.](#)

16



## BALING

A tried and tested technology featuring high-performance bearing seals.

>>> [Produces high-quality bales of consistent density.](#)

18



## HARVESTING

Acknowledged expertise in sealing solutions for polluted environments.

>>> [Reliable bearings for intensive and continuous operation of harvesting machinery.](#)

20



## MAINTENANCE

Acknowledged expertise in sealing solutions for polluted environments.

>>> [Suitable equipment for bearing maintenance.](#)

26



## PRODUCT REFERENCES

An offer of 300 most-used products.

>>> [A technical answer to every need.](#)

28




## OUR STANDARD RANGES

Agriculture also means a lot of standard products.

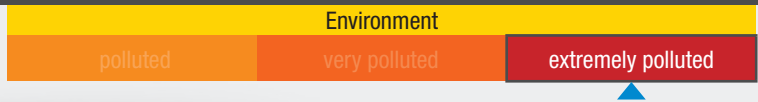
>>> [The answer for all your applications.](#)

44





## AGRIHUB, UNFAILING PROTECTION FOR THE MOST DEMANDING ENVIRONMENTS



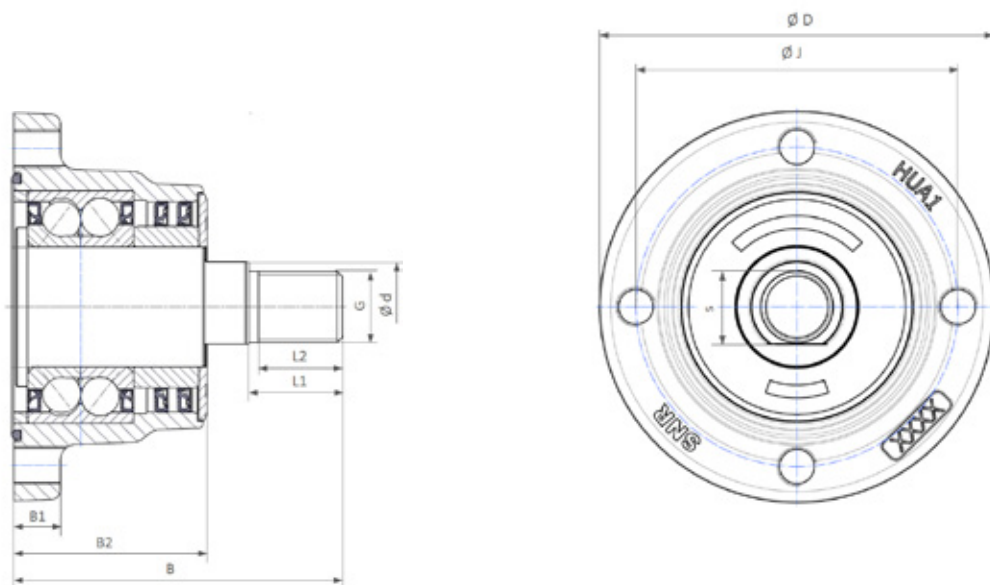
Prepare your ground with complete peace of mind thanks to the strength of ntn-snr agrihub.

### Longer service life:

- Multi-lip sealing system
- A bearing that outperforms the market standard
- Housing made of ductile cast iron, with a consistent diameter that protects the sealing system



GREASED FOR LIFE



## AVAILABLE REFERENCES

References	Number of mounting holes	Diameter of the mounting holes	D	J	S	d	G	B1	B2	B	L1	L2	Diameter of the discs	Weight (Kg)
HUA14-4M12-S01	4	M12x1.25	120	98	26	28	M22x1.5	15	60	102	28	25	< 700	2.58
HUA14-5M12-S01	5	M12x1.25	120	98	26	28	M22x1.5	15	60	102	28	25	< 700	2.57
HUA14-6M12-S01	6	M12x1.25	120	98	26	28	M22x1.5	15	60	102	28	25	< 700	2.56



## P6X CLASS FOR RAPID MOUNTING OF YOUR TOOLS

Quicker and more precise mounting with our range of [tapered roller bearings\\*](#), and more particularly with our class **P6X** products.

### A time saving:

- Simplified measuring procedures
- Stable installation offering consistent performance over time

\*NTN-SNR offers a wide range of tapered roller bearings (imperial and metric), available in through hardened steel or case hardened steel.

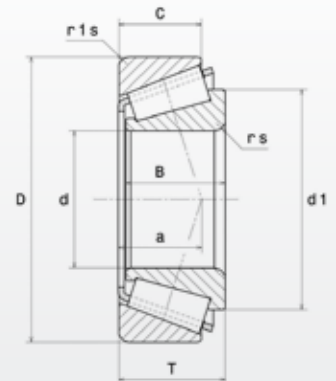




EACH COMPONENT OF THE BEARING  
MEETS THE P6X TOLERANCE  
REQUIREMENT

## COMPARISON OF THE P6X TOLERANCE CLASS AND THE NORMAL TOLERANCE CLASS

		Outer diameter (mm)		Bore diameter (mm)		Tolerance	
		>	≤	>	≤	Normal	P6X
Total width				30	50	+200 μm 0	+100 μm 0
				50	80	+200 μm 0	+100 μm 0
Permissible deviation in <b>inner</b> ring width				30	50	0 -120 μm	0 -50 μm
						0 -150 μm	0 -50 μm
Permissible deviation in <b>outer</b> ring width		80	120	30	50	0 -120 μm	0 -100 μm
		80	120	50	80	0 -150 μm	0 -100 μm




## AVAILABLE REFERENCES

References	d	D	B	C	T	d1	a	rs	r1s	Cr	C0	Weight (Kg)
	Dimensions (mm)									Load capacities (kN)		
30210AP6X	50	90	20	17	21.75	68.4	20	1.5	1.5	76.7	92.1	0.53
32011AP6X	55	90	23	17.5	23	73.3	19.8	1.5	1.5	80.2	177	0.55
32012AP6X	60	95	23	17.5	23	77.9	23	1.5	1.5	85	124	0.58
32013AP6X	65	100	23	17.5	23	82.9	22.3	1.5	1.5	87.5	132	0.62
32014AP6X	70	110	25	19	25	90.2	23.8	1.5	1.5	104	160	0.84



## INSERT BEARING WITH AGR SEAL OUR KNOW-HOW GUARANTEES YOUR PEACE OF MIND



Created to increase productivity, performance and reliability in harsh environments.


### The assurance of exemplary quality:

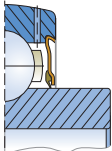
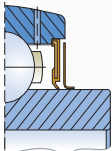
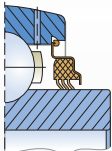
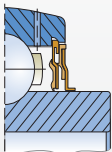
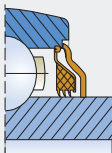
- Premium protection against pollution
- Resistance to high-pressure washing
- Alternative solution to standard seals



**GREASED FOR LIFE**

## COMPARISON OF SEALS

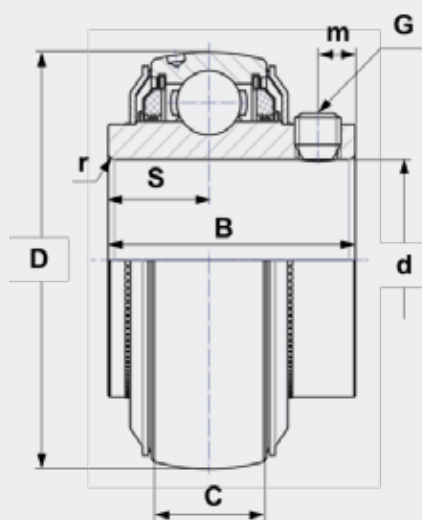


Seals for insert bearings	Description	Severe contamination (mud, sand, etc.)	Projections (stones, earth, etc.)	High-pressure cleaning	Rotation speed (% of max. speed)
	<p>Single-lip seal</p> <p>Single-lip seal in nitrile rubber moulded on a metal framework.</p> <p>Available as standard for US and ES series</p>	★★★★★	★★★★★	★★★★★	100%
	<p>Single-lip seal with shield</p> <p>Single-lip seal in nitrile rubber moulded on a metal framework, with an additional rotating shield.</p> <p>Available as standard for UC and EX series</p>	★★★★★	★★★★★	★★★★★	100%
	<p>Triple-lip L3 seal</p> <p>Seal for very polluted environments: triple-lip nitrile rubber seal protected by a corrosion-resistant metal sheet.</p> <p>Available for UC...L3 and EX...L3 series</p>	★★★★★	★★★★★	★★★★★	30%
	<p>Labyrinth ring seal L4</p> <p>Seal for polluted environments, with lower rotational torque.</p> <p>2 nitrile rubber seals on a corrosion-resistant sheet forming a 3 lip system + labyrinth ring seal.</p> <p>Additional corrosion-resistant protection of the bearing's rings.</p> <p>Available for UC2..L4 and EX2..L4 series, up to a bore diameter of 50 mm</p>	★★★★★	★★★★★	★★★★★	40%
<p><b>Specific for AGRICULTURE</b></p> 	<p>"AGR" sealing technology: L3 + shield</p> <p>L3 type seal for very polluted environments, reinforced by an additional protection: zinc-coated shield, with a reinforcement on the inner ring and a lip to seal the contact with the outer ring.</p> <p>Additional corrosion-resistant protection of the bearing's rings.</p> <p>Available for UC2..AGR and EX2..AGR series, up to a bore diameter of 50 mm</p>	★★★★★	★★★★★	★★★★★	25%



## INSERT BEARING WITH AGR SEAL

### OUR KNOW-HOW GUARANTEES YOUR PEACE OF MIND



GRAISSÉ À VIE

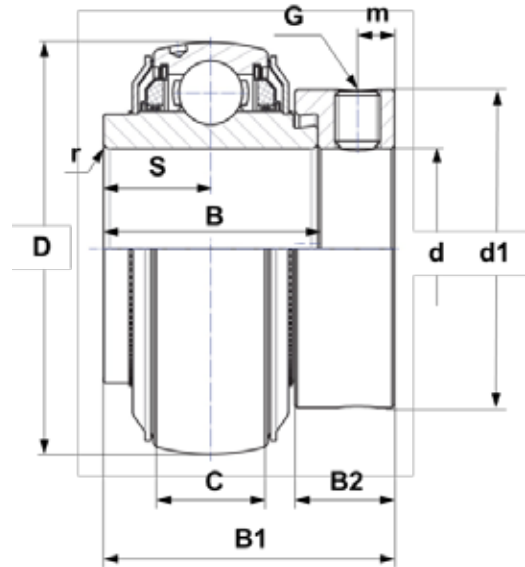
## AVAILABLE REFERENCES

UC...AGR tightened by grub screws (2 possible rotation directions)

References	d	D	C	B	S	m	G	r	Load capacities (kN)		Weight (Kg)
									Cr	C0	
UC206AGR <sup>2</sup>	30	62	19	39.0	15.9	5	M6x1	0.6	19.5	11.2	0.31
UC207AGR	35	72	20	42.9	17.5	6.5	M8x1	1.1	25.7	15.2	0.5
UC208AGR	40	80	21	49.2	19	8	M8x1	1.1	29.6	18.2	0.63
UC209AGR	45	85	22	49.2	19	8	M8x1	1.1	31.85	20.8	0.73
UC210AGR	50	90	23	51.6	19	9	M8x1	1.1	35.1	23.2	0.8
UC211AGR	55	100	25	55.6	22.2	9	M8x1	1.5	43.55	29.2	1.1
UC212AGR	60	110	27	65.1	25.4	10.5	M10x1.25	1.5	52.5	32.8	1.37
UC215AGR <sup>1</sup>	75	130	30	77.8	33.3	12	M12x1.25	2	66	49.5	2.16
UC308AGR	40	90	28	58 <sup>2</sup>	22.2 <sup>2</sup>	8.5	M10x1.25	2	40.56	24	1.1
UC309AGR	45	100	30	57	22	9	M10x1.25	2	53	31.8	1.26
UC310AGR	50	110	32	70	26	13	M10x1.25	2	61.75	37.8	1.85

<sup>1</sup> On request (please enquire)

<sup>2</sup> Wider dimensions than the standard version



## AVAILABLE REFERENCES

**EX...AGR** tightened by an eccentric locking collar (only 1 direction of rotation)

References	d	D	C	B	B1	S	d1	m	B2	G	r	Load capacities (kN)		Weight (Kg)
	Dimensions (mm)											Cr	C0	
EX207AGR	35	72	20	37.6	51.1	18.8	55.6	6.5	17.5	M8x1	1.1	25.7	15.2	0.64
EX208AGR	40	80	21	42.8	56.3	21.4	60.3	6.5	18.3	M8x1	1.1	29.6	18.2	0.74
EX209AGR	45	85	22	42.8	56.3	21.4	63.5	6.5	18.3	M8x1	1.1	31.85	20.8	0.87
EX210AGR	50	90	23	49.2	62.7	24.6	69.9	6.5	18.3	M8x1	1.1	35.1	23.2	1.01
EX211AGR	55	100	25	55.4	71.3	27.7	76.2	8	20.7	M10x1.25	1.5	43.55	29.2	1.35
EX212AGR	60	110	27	61.8	77.7	30.9	84.2	8	22.3	M10x1.25	1.5	52.5	32.8	1.67
EX308AGR	40	90	28	49.5 <sup>1</sup>	65.3 <sup>1</sup>	22.2 <sup>1</sup>	63.5	8	20.6	M10x1.25	2	40.65	24	1.28


<sup>1</sup> Wider dimensions than the standard version

**BEARING INSERTS FROM THE AGR SERIES CANNOT BE COMBINED  
WITH ALL HOUSINGS DUE TO THE REINFORCED SEAL.  
THEY HAVE BEEN DESIGNED FOR INSTALLATION IN SNR HOUSINGS FROM THE P, PE, F, FE AND  
FL, FLE SERIES, BUT CAN ALSO BE COMBINED WITH HOUSINGS FROM OTHER SERIES.  
Please consult our technical department if you are interested in other combinations.**



Inserts with AGR seals exist:

- With a locking-pin option on the outer diameter (e.g.: UC309AGRLP)
- With bearing unit in grey or ductile cast iron



## A FOCUS OF TECHNOLOGY DEDICATED TO YOUR SEEDING



The strength of a heavyweight in a lightweight bearing.

### Precision seeding by using the 204XAGR bearing:

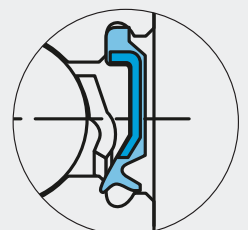
- 4-point angular contact technology for robust and precise guiding of the seeding discs
- L3 seal to ensure maximum protection of the product

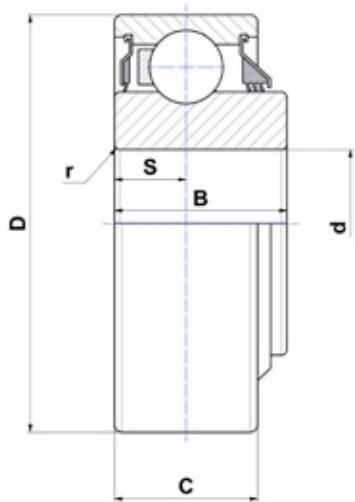
### LLU, an environmentally friendly seal:

- Grease retained inside the bearing
- Impassable barrier to external particles and liquid

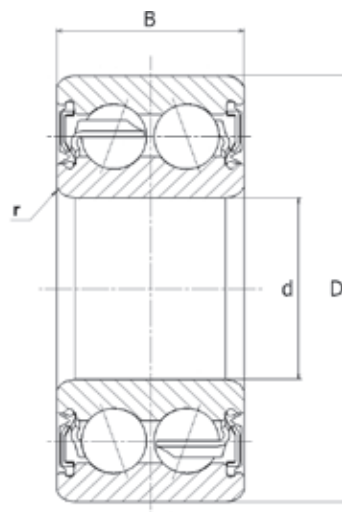


GREASED FOR LIFE






Type 1



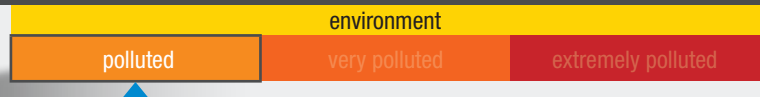
Type 2

## AVAILABLE REFERENCES

References	Type	d	D	B	C	S	r	Cr	C0	Weight (Kg)
		Dimensions (mm)						Load capacities (kN)		
204XAGR	1	16,027	45,225	18,669	15,494	7,747	0,86	20	12,7	0,12
205XAGR	1	19,202	52	21,107	15	7,5	1	21,9	15,2	0,19
TM-5204LLU	2	20	47	20,6	-	-	1	16,7	9,7	0,16



## THE BEST FOR YOUR MOWERS



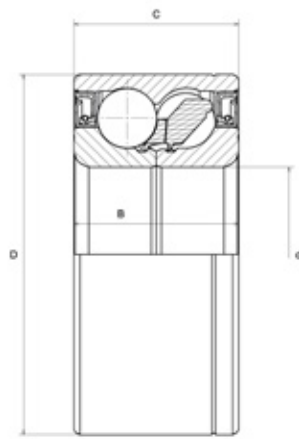
GREASED FOR LIFE

NTN-SNR offers you better productivity by combining easy mounting with increased performance.

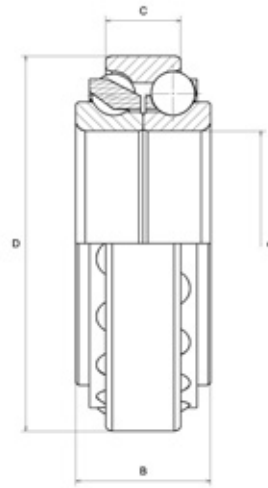
### Increased output:

- Higher cutting speed thanks to ball bearing technology
- Protection against difficult environments: grass, mud, stones (seal designed for farming applications)





Type 1

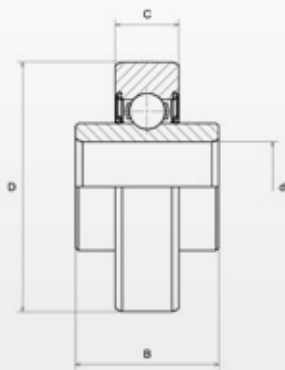


Type 2

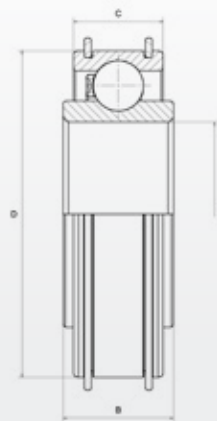
## AVAILABLE REFERENCES

Two rows of balls

References	Type	d	D	B	C	Cr	C0	Weight (Kg)
		Dimensions (mm)				Load capacities (kN)		
GB44386	1	34.976	72.04	33	33	73.3	40	0.6
GB40878	1	35	72	33	33	73.3	40	0.56
GB12508	2	45	75	27	15	35	34	0.345
GB10721	2	45	75	23	15	35	34	0.316



Type 1



Type 2

## AVAILABLE REFERENCES

One row of balls

References	Type	d	D	B	C	Cr	C0	Weight (Kg)
		Dimensions (mm)				Load capacities (kN)		
AB12160	1	17	47	25	12	9.5	4.75	0.15
AB12572	1	17	47	27	12	9.5	4.75	0.14
AB41275	2	45	80	27	22	33	21.3	0.39



## INSERT WITH HEXAGONAL BORE DIAMETER FOR YOUR BALERS

environment		
polluted	very polluted	extremely polluted


Reliable operation during continuous working periods.

### Easy mounting:

- The inner ring is easy to fix to the shaft

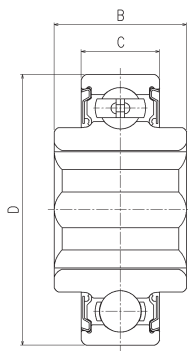
### Equipment performance:

- Specific seals for agricultural applications: rubber seal protected by an outer metal shield

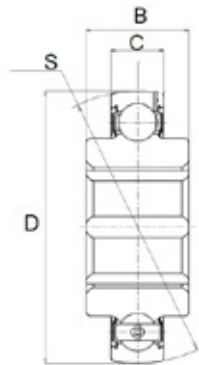


These products can be supplied with a strong metal bearing unit, please enquire.

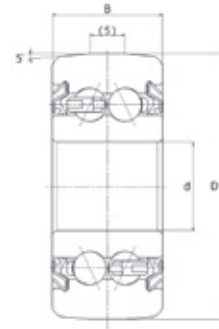
> See our greasing solutions on pages 26 and 27 of this catalogue



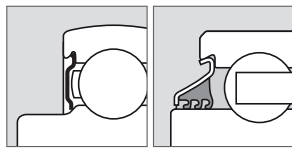
Type 1



Type 2

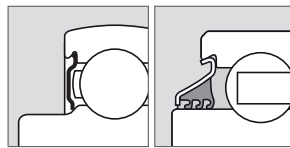


Type 3



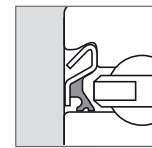
Seal A

Seal B

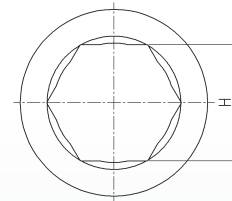


Seal A

Seal B



Seal C



## AVAILABLE REFERENCES

References	Type	Seal	d or H	D	B	C	S	Load capacities (kN)		Weight (Kg)
								Cr	C0	
DF0109LL	3	C	12.7	38.2	15.9	15.9	-	8.5	5.3	0.104
1AH04-11/16LLM	1	A	17.653	47	21	14	-	12.8	6.65	0.13
1AH05-7/8	1	A	22.25	52	25.4	15	-	14	7.85	0.16
1AH05-7/8LLM	1	A	22.25	52	25.4	15	-	14	7.85	0.16
1AH06-1LLS	1	B	25.425	62	24	16	-	19.5	11.3	0.24
1AH06-1LLX	1	A	25.425	62	24	16	-	19.5	11.3	0.24
2AH06-1	2	A	25.425	62	24	16	62	19.5	11.3	0.24
2AH07-1.1/8	2	A	28.6	72	37.7	17	72	25.7	15.3	0.45
SBX0762LLM	2	A	28.6	72	25	19	72	25.7	15.3	0.35
SBX08A35LLS	1	B	31.775	80	36.5	18	-	32.5	19.8	0.61
SBX08A54LLS	2	B	31.775	80	36.5	22	80	29.1	17.8	0.67
SBX10A05LLS	1	B	31.877	90	36.45	22	-	39	25.7	0.75
SBX08A31LLM	2	A	34.95	80	36.5	21	80	29.1	17.8	0.57
SBX09A82LLM	2	A	38.1	85	30	19	85	32.5	20.4	0.54
2AH09-1.1/2	2	A	38.125	85	30	19	85	32.5	20.4	0.54



## A SEAL FIT FOR PURPOSE, WHATEVER YOUR CONSTRAINTS

environment		
polluted	very polluted	extremely polluted

Triple-lip L3 seal.

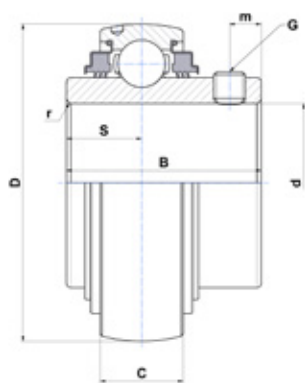
**Designed for polluted and moderately humid environments:**

- Triple-lip nitrile rubber seal supported by a sheet metal corrosion-resistant plate

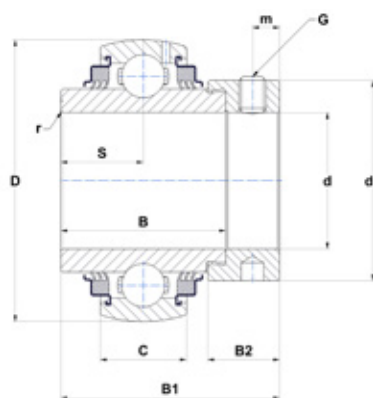
COMPATIBLE WITH ALL SELF-ALIGNING BEARING UNITS IN GREY OR DUCTILE  
CAST IRON IN NTN AND SNR RANGES.  
ALSO AVAILABLE IN COMPLETE SETS (E.G.: EXPAE206L3)



# INTERCHANGEABLE WITH OUR STANDARD SEALS



Type UC



Type EX

## AVAILABLE REFERENCES

**UC...L3** tightened with grub screws (2 possible directions of rotation)

References	d	D	B	C	S	m	G	r	Cr	CO	Weight (Kg)
	Dimensions (mm)								Load capacities (kN)		
UC204G2L3	20	47	31	16	12,7	4,7	M6x1	0,6	12,8	6,65	0,17
UC205G2L3	25	52	34	17	14,3	5,5	M6x1	0,6	14	7,88	0,21
UC206G2L3	30	62	38,1	19	15,9	5,5	M6x1	0,6	19,5	11,2	0,32
UC207G2L3	35	72	42,9	20	17,5	6,5	M8x1	1,1	25,7	15,2	0,47
UC208G2L3	40	80	49,2	21	19	8	M8x1	1,1	29,6	18,2	0,64
UC209G2L3	45	85	49,2	22	19	8	M8x1	1,1	31,85	20,8	0,68
UC210G2L3	50	90	51,6	23	19	9	M10x1,25	1,1	35,1	23,2	0,8
UC211G2L3	55	100	55,6	25	22,2	9	M10x1,25	1,1	43,55	29,2	1,12
UC212G2L3	60	110	65,1	27	25,4	10,5	M10x1,25	1,1	52,5	32,8	1,53
UC213G2L3	65	120	65,1	28	25,4	12	M12x1,25	1,5	57,2	40	1,86
UC214G2L3	70	125	74,6	30	30,2	12	M12x1,25	2	62	45	2,05
UC215G2L3	75	130	77,8	30	33,3	12	M12x1,25	2	66	49,5	2,21
UC216G2L3	80	140	82,6	33	33,3	14	M12x1,25	2	72,5	54,2	2,79
UC217G2L3	85	150	85,7	35	34,1	14	M12x1,25	2	83,2	63,8	3,38
UC218G2L3	90	160	96	37	39,7	14	M12x1,25	2	96	71,5	4,45

**EX...L3** tightened by an eccentric locking collar (only 1 direction of rotation)

References	d	D	B	C	S	m	G	r	Cr	CO	Weight (Kg)	Cr	CO	Poids (Kg)
	Dimensions (mm)								Load capacities (kN)			Capacités de charge (kN)		
EX206G2L3	30	62	19	36,4	48,3	18,2	44,5	6	15,9	M8x1	0,6	19,5	11,2	0,41
EX208G2L3	35	72	20	37,6	51,1	18,8	60,3	6,5	17,5	M8x1	1,1	25,7	15,2	0,6
EX209G2L3	45	85	22	42,8	56,3	21,4	63,5	6,5	18,3	M8x1	1,1	31,85	20,8	0,87
EX210G2L3	50	90	23	49,2	62,7	24,6	69,9	6,5	18,3	M8x1	1,1	35,1	23,2	1,01
EX212G2L3	60	110	27	61,8	77,7	30,9	84,2	8	22,3	M10x1,25	1,5	52,5	32,8	1,87
EX214G2L3	70	125	30	68,2	85,7	34,1	96,8	8,5	23,5	M10x1,25	2	62	45	2,57



## A SEAL FIT FOR PURPOSE, WHATEVER YOUR CONSTRAINTS



Labyrinth ring seal L4.

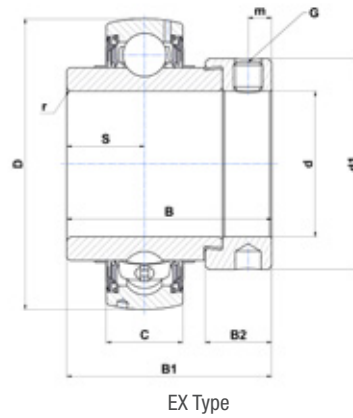
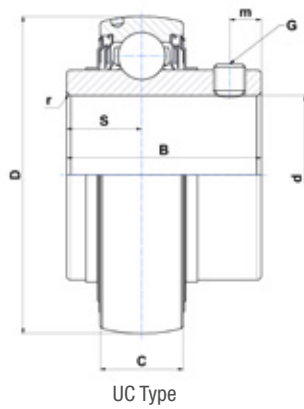
**Developed for very polluted environments prone to water:**

- 2 nitrile rubber seals on a corrosion-resistant sheet forming a 3 lip system + labyrinth ring seal
- Additional corrosion-resistant protection of the bearing's rings

COMPATIBLE WITH ALL SELF-ALIGNING BEARING UNITS IN GREY OR DUCTILE  
CAST IRON IN NTN AND SNR RANGES.  
ALSO AVAILABLE IN COMPLETE SETS (E.G.: UCFL207L4)



# INTERCHANGEABLE WITH OUR STANDARD SEALS



## AVAILABLE REFERENCES

**UC...L4** tightened with grub screws (2 possible directions of rotation)


References	d	D	B	C	S	m	G	r	Cr	CO	Weight (Kg)
	Dimensions (mm)								Load capacities (kN)		
UC204G2L4	20	47	31	16	12.7	4.7	M6x1	0.6	12.8	6.65	0.17
UC205G2L4	25	52	34	17	14.3	5.5	M6x1	0.6	14	7.88	0.21
UC206G2L4	30	62	38.1	19	15.9	5.5	M6x1	0.6	19.5	11.2	0.32
UC207G2L4	35	72	42.9	20	17.5	6.5	M8x1	1.1	25.7	15.2	0.47
UC208G2L4	40	80	49.2	21	19	8	M8x1	1.1	29.6	18.2	0.64
UC210G2L4	50	90	51.6	23	19	9	M10x1.25	1.1	35.1	23.2	0.8

**EX...L4** tightened by an eccentric locking collar (only 1 direction of rotation)

References	d	D	B	C	B1	S	d1	m	B2	G	r	Cr	CO	Weight (Kg)
	Dimensions (mm)										Load capacities (kN)			
EX204G2L4	20	47	16	34	43.5	17	33.3	5	13.5	M6x1	0.6	12.8	6.65	0.22
EX205G2L4	25	52	17	34.8	44.3	17.4	38.1	5	13.5	M6x1	0.6	14	7.88	0.25
EX206G2L4	30	62	19	36.4	48.3	18.2	44.5	6	15.9	M6x1	0.6	19.5	11.2	0.41
EX207G2L4	35	72	37.6	20	51.1	18.8	55.6	6.5	17.5	M8x1	1.1	25.7	15.2	0.6
EX208G2L4	40	80	42.8	21	56.3	21.4	60.3	6.5	18.3	M8x1	1.1	29.6	18.2	0.78
EX209G2L4	45	85	22	42.8	56.3	21.4	63.5	6.5	18.3	M8x1	1.1	31.85	20.8	0.87
EX210G2L4	50	90	23	49.2	62.7	24.6	69.9	6.5	18.3	M8x1	1.1	35.1	23.2	1.01



## A SEAL FIT FOR PURPOSE, WHATEVER YOUR CONSTRAINTS



"AGR" seal: L3 + shield.

### Designed for extremely polluted and harsh environments:

- Zinc-plated shield on the inner ring with a sealing lip to seal the contact with the outer ring
- Additional corrosion-resistant protection of the bearing's rings (surface treatment)
- Impact resistance ensured by the thickness of the shield



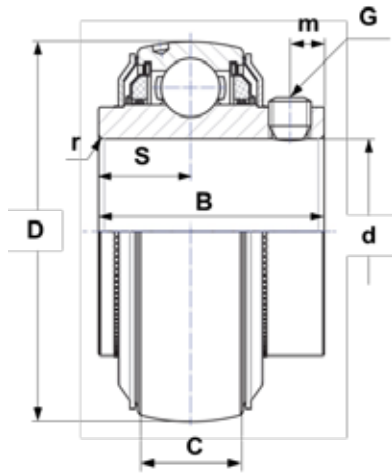
**GREASED FOR LIFE**

BEARING INSERTS FROM THE AGR SERIES CANNOT BE COMBINED WITH ALL HOUSINGS DUE TO THE REINFORCED SEAL. THEY HAVE BEEN DESIGNED FOR INSTALLATION IN SNR HOUSINGS FROM THE P, PE, F, FE AND FL, FLE SERIES, BUT CAN ALSO BE COMBINED WITH HOUSINGS FROM OTHER SERIES. Please consult our technical department if you are interested in other combinations.

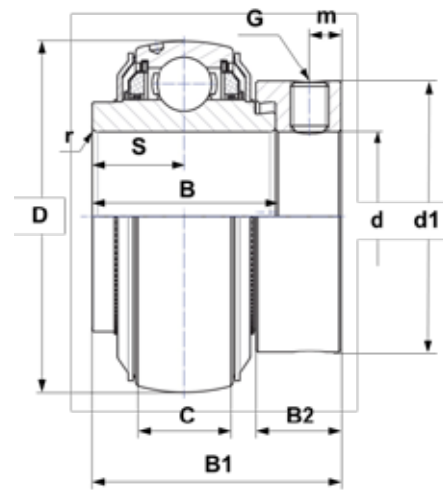




# INTERCHANGEABLE WITH OUR STANDARD SEALS



UC Type



EX Type

## AVAILABLE REFERENCES

**UC...AGR** tightened by grub screws (2 possible rotation directions)

References	d	D	C	B	S	m	G	r	Load capacities (kN)		Weight (Kg)
									Cr	C0	
UC206AGR <sup>2</sup>	30	62	19	39.0	15.9	5	M6x1	0.6	19.5	11.2	0.31
UC207AGR	35	72	20	42.9	17.5	6.5	M8x1	1.1	25.7	15.2	0.5
UC208AGR	40	80	21	49.2	19	8	M8x1	1.1	29.6	18.2	0.63
UC209AGR	45	85	22	49.2	19	8	M8x1	1.1	31.85	20.8	0.73
UC210AGR	50	90	23	51.6	19	9	M8x1	1.1	35.1	23.2	0.8
UC211AGR	55	100	25	55.6	22.2	9	M8x1	1.5	43.55	29.2	1.1
UC212AGR	60	110	27	65.1	25.4	10.5	M10x1.25	1.5	52.5	32.8	1.37
UC215AGR <sup>1</sup>	75	130	30	77.8	33.3	12	M12x1.25	2	66	49.5	2.16
UC308AGR	40	90	28	58 <sup>2</sup>	22.2 <sup>2</sup>	8.5	M10x1.25	2	40.56	24	1.1
UC309AGR	45	100	30	57	22	9	M10x1.25	2	53	31.8	1.26
UC310AGR	50	110	32	70	26	13	M10x1.25	2	61.75	37.8	1.85

<sup>1</sup> On request (please enquire)

<sup>2</sup> Wider dimensions than the standard version

**EX...AGR** tightened by an eccentric locking collar (only 1 direction of rotation)

References	d	D	C	B	B1	S	d1	m	B2	G	r	Load capacities (kN)		Weight (Kg)
												Cr	C0	
EX207AGR	35	72	20	37.6	51.1	18.8	55.6	6.5	17.5	M8x1	1.1	25.7	15.2	0.64
EX208AGR	40	80	21	42.8	56.3	21.4	58	6.5	18.3	M8x1	1.1	29.6	18.2	0.74
EX209AGR	45	85	22	42.8	56.3	21.4	63.5	6.5	18.3	M8x1	1.1	31.85	20.8	0.87
EX210AGR	50	90	23	49.2	62.7	24.6	66.9	6.5	18.3	M8x1	1.1	35.1	23.2	1.01
EX211AGR	55	100	25	55.4	71.3	27.7	76.2	8	20.7	M10x1.25	1.5	43.55	29.2	1.35
EX212AGR	60	110	27	61.8	77.7	30.9	82	8	22.3	M10x1.25	1.5	52.5	32.8	1.67
EX308AGR	40	90	28	49.5 <sup>1</sup>	65.3 <sup>1</sup>	22.2 <sup>1</sup>	63.5	8	20.6	M10x1.25	2	40.65	24	1.28

<sup>1</sup> Wider dimensions than the standard version



## CENTRALISED GREASING: ACCESSIBLE **TO ALL**

The guarantee of having just the right quantity of grease in the right place.  
And think only of the welfare of your fields!

### **You decide:**

- The volume of grease
- The number of outlets: 1 to 35
- Lubrication interval

# MANUAL PUMP & GREASE



The ideal greasing tool on farms.

**Pump can be operated with one hand**

- Precise injection of grease thanks to the special greasing connector developed by NTN-SNR
- A specific range of grease for your applications



## HEAVY DUTY: YEARS OF EXPERIENCE DEDICATED TO EXTREME APPLICATIONS

The solution adopted by the profession.

**Lubrication suitable for agricultural uses:**

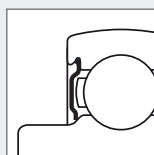
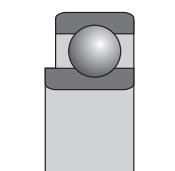
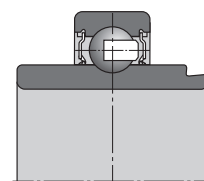
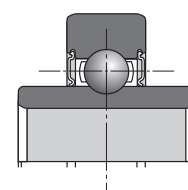
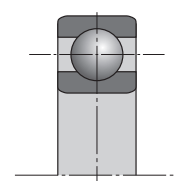
- Top-quality grease for intensive applications handling heavy loads
- Very good protection against wear and corrosion of the bearings

# PRODUCT REFERENCES

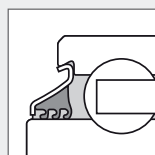
An offer of 300 most-used products.  
A technical solution to each need.

## SINGLE-ROW BALL BEARINGS

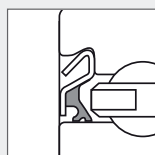
References	d	D	B	C	Weight (Kg)	Seal type
	Dimensions (mm)					
TMB308LCV38	40,000	90,000	23,000	-	0,630	D
TMB209	45,000	85,000	19,000	-	0,393	-
AB40320	50,000	72,000	13,000	-	0,164	-
AB41377	50,000	80,000	16,000	-	0,226	-
AB41700	50,000	90,000	20,000	-	0,462	-
TMB210LCC3	50,000	90,000	20,000	-	0,454	D
6310X11LLCC4	50,000	110,000	27,000	-	1,080	D
SC1812	88,900	127,000	19,050	-	0,748	-
SBX0340	16,129	40,000	18,288	12,000	0,080	A
AB12160	17,000	47,000	25,000	12,000	0,150	E
AB12572	17,000	47,000	27,000	12,000	0,140	E
SBX05A57LLS	19,075	63,500	26,975	25,400	0,460	B
SBX1226LLS	44,958	110,000	42,850	38,250	1,756	B
AB41275	45,000	80,000	27,000	22,000	0,390	-
SBX1040LLMC3	49,212	110,000	49,200	29,000	1,510	A
SBX1078KLLS	50,000	90,000	32,000	20,000	0,650	B
XCUC211	55,000	100,000	36,000	25,000	0,890	B
SBX1227LLS	55,560	110,000	55,560	38,252	1,730	B
AB41196	100,000	130,000	16,500	15,300	0,374	-
SBX06A59LLX	28,595	62,000	24,000	16,000	0,240	A
SBX06A29LLMC3	31,750	62,000	36,500	16,000	0,260	D
SBX1508C3-EL	74,612	130,000	74,600	30,000	2,040	U
AB40854	65,000	100,000	27,000	18,000	0,490	F



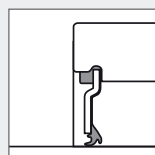
Seal A



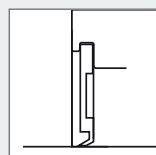
Seal B



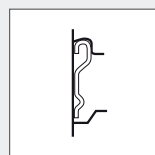
Seal C



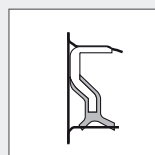
Seal D



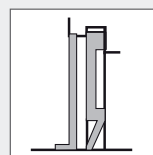
Seal E



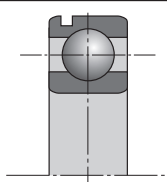
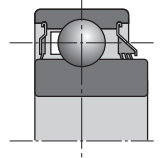
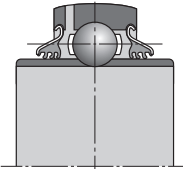
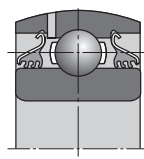
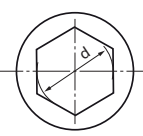
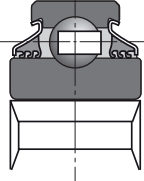
Seal F

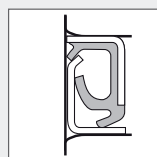


Seal G

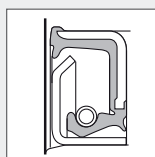


Seal H

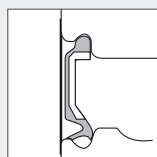
References	d	D	B	C	Weight (Kg)	Seal type	
	Dimensions (mm)						
AB12533	24,000	62,000	17,000	-	0,230	E	
AB41386	25,000	59,000	17,500	-	0,193	F	
204XAGR	16,027	45,225	18,669	15,494	0,120	A+B	
205XAGR	19,202	52,000	21,107	15,000	0,190	A+B	
SBX06A57LLS	25,400	62,000	24,000	18,000	0,240	B	
SBX07A37LLMC3	28,600	72,000	37,700	19,000	0,480	A	
1AC08-1.3/16C3	30,175	80,000	30,200	18,000	0,610	B	
SBX09A51LLS	44,958	85,000	42,850	33,300	0,740	B	
SBX09A59LLSC3	45,161	85,000	36,513	22,000	0,580	B	
SBX1059LLMC3	49,212	110,000	49,200	29,000	1,430	A	
SBX1435LLS	70,000	125,000	61,925	39,675	1,950	B	
3AC09C3	45,000	85,000	30,200	-	0,590	B	
3AC09LLJC3PX1	45,000	85,000	30,200	-	0,590	B	
3AC10-1.15/16D1	49,225	90,000	30,200	-	0,648	B	
1AH04-11/16LLM	17,653	47,000	21,000	14,000	0,130	A	 
1AH05-7/8	22,250	52,000	25,400	15,000	0,160	A	
1AH05-7/8LLM	22,250	52,000	25,400	15,000	0,160	A	
1AH06-1	25,425	62,000	24,000	16,000	0,240	A	
1AH06-1LLS	25,425	62,000	24,000	16,000	0,240	B	
1AH06-1LLX	25,425	62,000	24,000	16,000	0,240	B	
SBX06A83LLSC3	25,425	62,000	24,000	18,000	0,360	B	
SBX08A40LLSC3	29,972	85,738	36,500	30,200	0,900	B	
SBX08A35LLSC3	31,775	80,000	36,500	18,000	0,610	B	
SBX0787LLSC4	31,780	72,000	37,700	19,000	0,460	B	
SBX07A02LLSC4	31,780	72,000	37,700	19,000	0,460	B	
SBX10A05LLSC3	31,877	90,000	36,450	22,000	0,750	B	



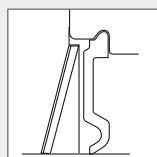
Seal J



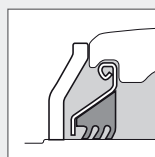
Seal K



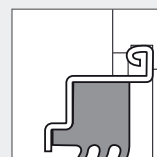
Seal LU



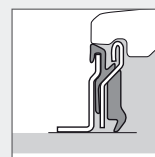
Seal U



Seal AGR



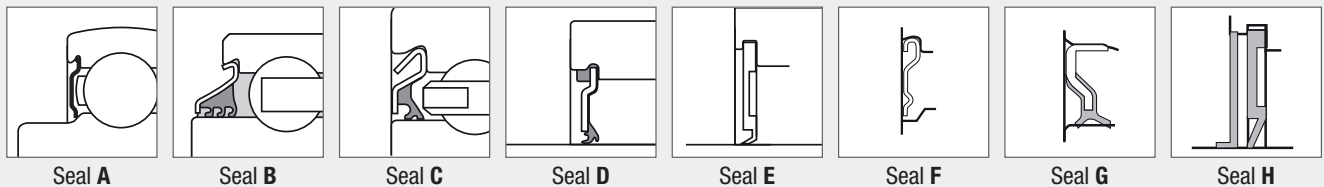
Seal L3



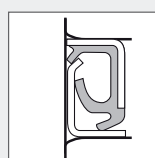
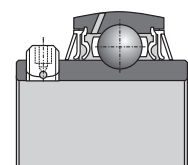
Seal L4

# SINGLE-ROW BALL BEARINGS

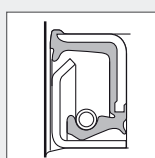
References	d	D	B	C	Weight (Kg)	Seal type		
							Dimensions (mm)	
2AH05-7/8	22,250	52,000	25,400	15,000	0,160	A		
2AH05-7/8LLM	22,250	52,000	25,400	15,000	0,160	A		
2AH06-1	25,425	62,000	24,000	16,000	0,240	A		
2AH06-1/L	25,425	62,000	24,000	16,000	0,240	A		
2AH06-1LLX	25,425	62,000	24,000	16,000	0,240	A		
SBX06A40LLSC4	26,568	62,000	24,000	16,000	0,240	B		
SBX0762LLMC4	28,600	72,000	25,000	19,000	0,350	A		
SBX07A25LLMC3	28,600	72,000	25,000	17,000	0,380	A		
2AH07-1.1/8	28,600	72,000	37,700	17,000	0,450	A		
2AH07-1.1/8D1	28,600	72,000	37,700	17,000	0,450	A		
SBX08A54LLSC3	31,775	80,000	36,500	22,000	0,670	B		
2AH07-1.1/4	31,780	72,000	37,700	17,000	0,403	A		
SBX08A31LLMC3	34,950	80,000	36,500	21,000	0,570	A		
SBX09A82LLMC3	38,100	85,000	30,000	19,000	0,540	A		
SBX09A95LLXC3	38,100	85,000	30,000	19,000	0,540	A		
2AH09-1.1/2	38,125	85,000	30,000	19,000	0,540	A		
2AH09-1.1/2D1	38,125	85,000	30,000	19,000	0,540	A		
1AS08-1.1/8	29,972	80,000	36,500	30,200	0,617	B		
2AS09-1.1/4D1	32,766	85,000	36,500	30,200	0,760	B		
SBX09A47LLSC3	33,020	85,000	36,513	30,163	0,760	B		
3AS11-1.1/2CN	38,890	100,000	33,300	-	1,100	B		
5AS08-1.1/8	29,972	80,000	36,500	18,000	0,623	B		
6AS08-1.1/8C3	29,972	80,000	36,500	30,200	0,730	B		
SBX1173LLS	38,430	100,000	44,450	33,300	1,220	B		
7AS10-1.1/8D1	29,972	90,000	30,200	30,200	0,932	B		



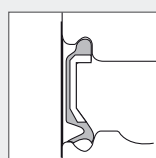
References	d	D	B	C	Weight (Kg)	Seal type
	Dimensions (mm)					
UC202-010D1	15,875	47,000	31,000	17,000	0,196	U
UC204-012D1	19,050	47,000	31,000	17,000	0,173	U
UC204G2L3	20,000	47,000	31,000	16,000	0,170	L3
UC204G2L4	20,000	47,000	31,000	16,000	0,170	L4
UC205-014D1	22,225	52,000	34,100	17,000	0,226	U
UC205G2L3	25,000	52,000	34,000	17,000	0,210	L3
UC205G2L4	25,000	52,000	34,000	17,000	0,210	L4
UC205-100D1	25,400	52,000	34,100	17,000	0,195	U
UC205-100D1LLJ	25,400	52,000	34,100	17,000	0,200	B
UC206-102D1	28,575	62,000	38,100	19,000	0,345	U
UC206AGR	30,000	62,000	19,000	38,100	0,310	AGR
UC206D1LLJ	30,000	62,000	38,100	19,000	0,320	B
UC206G2L3	30,000	62,000	38,100	19,000	0,320	L3
UC206G2L4	30,000	62,000	38,100	19,000	0,320	L4
UC206-103D1	30,162	62,000	38,100	19,000	0,323	U
UC206-104D1	31,750	62,000	38,100	19,000	0,320	U
UC207-104D1	31,750	72,000	42,900	20,000	0,537	U
UC207AGR	35,000	72,000	20,000	42,900	0,500	AGR
UC207D1LLJ	35,000	72,000	42,900	20,000	0,460	B
UC207G2L3	35,000	72,000	42,900	20,000	0,470	L3
UC207G2L4	35,000	72,000	42,900	20,000	0,470	L4
UC207-107D1	36,512	72,000	42,900	20,000	0,453	U
UC208-108D1	38,100	80,000	49,200	21,000	0,702	U
UC208AGR	40,000	80,000	21,000	49,200	0,630	AGR
UC208D1LLJ	40,000	80,000	49,200	21,000	0,640	B
UC208G2L3	40,000	80,000	49,200	21,000	0,640	L3
UC208G2L4	40,000	80,000	49,200	21,000	0,640	L4
UC308AGR	40,000	90,000	28,000	58,000	1,100	AGR
SBX0852	40,000	90,000	52,000	27,000	0,980	U
XUC308B164	40,000	110,000	52,000	32,000	1,850	H
UC209-111D1	42,862	85,000	49,200	22,000	0,780	U
UC209-112D1	44,450	85,000	49,200	22,000	0,714	U
UC209AGR	45,000	85,000	22,000	49,200	0,730	AGR
UC209G2L3	45,000	85,000	49,200	22,000	0,680	L3
UC309AGR	45,000	100,000	30,000	57,000	1,260	AGR
UC309AGRLP	45,000	100,000	30,000	57,000	1,260	AGR
UCX10-115D1	49,212	100,000	55,600	25,000	1,350	U
UC210AGR	50,000	90,000	23,000	51,600	0,800	AGR
UC210G2L3	50,000	90,000	51,600	23,000	0,800	L3
UC210G2L4	50,000	90,000	51,600	23,000	0,800	L4
UC310AGR	50,000	110,000	70,000	32,000	1,850	AGR
UC210-200D1	50,800	90,000	51,600	24,000	0,780	U
UC211-200D1	50,800	100,000	55,600	25,000	1,220	U
UC211AGR	55,000	100,000	25,000	55,600	1,100	AGR
UC211D1LLJ	55,000	100,000	55,600	25,000	1,040	B
UC211G2L3	55,000	100,000	55,600	25,000	1,120	L3
UC211-203D1	55,562	100,000	55,600	25,000	1,080	U
UCX11-203D1	55,562	110,000	65,100	27,000	1,740	U
UC212AGR	60,000	110,000	27,000	65,100	1,370	AGR
UC212G2L3	60,000	110,000	65,100	27,000	1,530	L3
UCX12-207D1	61,912	120,000	65,100	32,000	2,040	U
UCX13-208D1	63,500	125,000	74,600	33,000	2,450	U
UC213G2L3	65,000	120,000	65,100	28,000	1,860	L3
UC214G2L3	70,000	125,000	76,400	30,000	2,050	L3
UCX15-215D1	74,612	140,000	82,600	35,000	3,310	U
UC215AGR	75,000	130,000	30,000	77,800	2,160	AGR
UC215G2L3	75,000	130,000	77,800	30,000	2,210	L3
UCX15-300D1	76,200	140,000	82,600	35,000	3,190	U
UC216G2L3	80,000	140,000	82,600	33,000	2,790	L3
UC217G2L3	85,000	150,000	85,700	35,000	3,380	L3
UCX17-307D1	87,312	160,000	96,000	37,000	4,510	U
UC218G2L3	90,000	160,000	96,000	37,000	4,450	L3



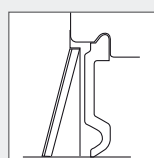
Seal J



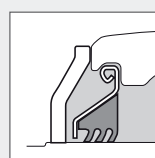
Seal K



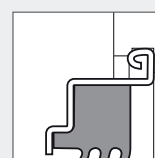
Seal LU



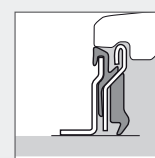
Seal U



Seal AGR



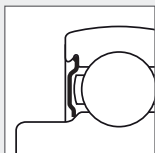
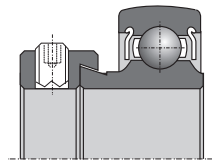
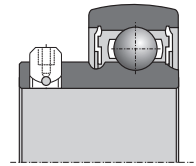
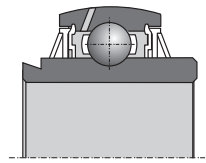
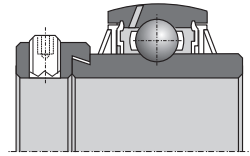
Seal L3



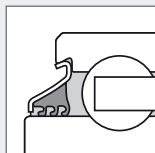
Seal L4

# SINGLE-ROW BALL BEARINGS

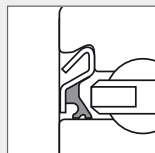
References	d	D	B	C	Weight (Kg)	Seal type
	Dimensions (mm)					
EX204G2L4	20,000	47,000	16,000	34,000	0,220	L4
EX205G1L3	25,000	52,000	17,000	34,800	0,250	L3
EX205G2L4	25,000	52,000	17,000	34,800	0,250	L4
UEL205-100D1	25,400	52,000	44,400	17,000	0,272	U
UEL206-102D1W3	28,575	62,000	48,400	19,000	0,404	U
EX206G2L3	30,000	62,000	48,300	19,000	0,410	L3
EX206G2L4	30,000	62,000	48,300	19,000	0,410	L4
UEL206-103D1W3	30,162	62,000	48,400	19,000	0,420	U
UEL206-104D1W3	31,750	62,000	48,400	19,000	0,363	U
UEL207-106D1W3	34,925	72,000	51,100	20,000	0,600	U
EX207AGR	35,000	72,000	51,100	20,000	0,640	AGR
EX207G2L4	35,000	72,000	51,100	20,000	0,600	L4
EX208G2L3	35,000	72,000	51,100	20,000	0,600	L3
UEL208-108D1W3	38,100	80,000	56,300	21,000	0,860	U
A-UEL308-108D1W3C3	38,100	90,000	51,100	27,000	1,150	U
EX208AGR	40,000	80,000	56,300	21,000	0,740	AGR
EX208G2L4	40,000	80,000	56,300	21,000	0,780	L4
EX308B188	40,000	90,000	41,300	28,000	1,090	-
EX308AGR	40,000	90,000	65,300	28,000	1,280	AGR
UEL209-110D1W3	41,275	85,000	56,300	22,000	0,910	U
UEL209-112D1W3	44,450	85,000	56,300	22,000	0,820	U
EX209AGR	45,000	85,000	56,300	22,000	0,870	AGR
EX209G2L3	45,000	85,000	56,300	22,000	0,870	L3
EX209G2L4	45,000	85,000	56,300	22,000	0,870	L4
EX210AGR	50,000	90,000	62,700	23,000	1,010	AGR
EX210G2L3	50,000	90,000	62,700	23,000	1,010	L3
EX210G2L4	50,000	90,000	62,700	23,000	1,010	L4
UEL211-200D1W3	50,800	100,000	71,400	25,000	1,580	U
EX211AGR	55,000	100,000	71,300	25,000	1,350	AGR
SBX1125LLMC3	55,562	120,000	55,600	31,000	1,880	A
SBX1218LLMC3	55,562	130,000	61,900	33,000	2,530	A
EX212AGR	60,000	110,000	77,700	27,000	1,670	AGR
EX212G2L3	60,000	110,000	77,700	27,000	1,870	L3
UEL212-207D1W3	61,912	110,000	77,800	27,000	1,760	U
EX214G2L3	70,000	125,000	85,700	30,000	2,570	L3
UL305C3PX6	25,000	62,000	34,900	20,000	0,330	U
UL305LLS	25,000	62,000	34,900	20,000	0,330	B
A-UL308-108D1C3	38,100	90,000	41,300	27,000	0,870	U
A-UL308-108D1C4	38,100	90,000	41,300	27,000	0,870	U
AS204-012D1	19,050	47,000	25,000	14,000	0,136	E
AS205-100D1	25,400	52,000	27,000	15,000	0,160	E
AS207-104D1	31,750	72,000	34,000	17,000	0,440	E
AEL202-010D1W3	15,875	40,000	28,600	19,000	0,114	A
AEL204-012D1W3	19,050	47,000	31,000	14,000	0,167	A
AEL205-014D1W3	22,225	52,000	31,000	14,000	0,215	A
AEL205-100D1W3	25,400	52,000	31,000	15,000	0,200	A
AEL206-101D1W3	26,988	62,000	35,700	16,000	0,370	A
AEL206-102D1W3	28,575	62,000	35,700	16,000	0,335	A
AEL206-103D1W3	30,162	62,000	35,700	16,000	0,320	A
AEL206-104D1W3	31,750	62,000	35,700	16,000	0,284	A
AEL207-104D1	31,750	72,000	38,900	17,000	0,578	A
AEL207-106D1W3	34,925	72,000	38,900	17,000	0,530	A
AEL207-107D1W3	36,512	72,000	38,900	17,000	0,445	A
AEL208-108D1W3	38,100	80,000	43,700	18,000	0,640	A
AEL209-112D1W3	44,450	85,000	43,700	19,000	0,737	A



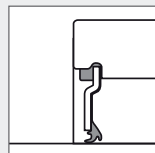
Seal A



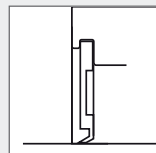
Seal B



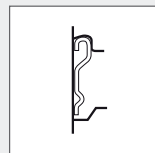
Seal C



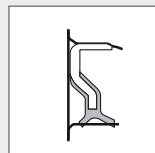
Seal D



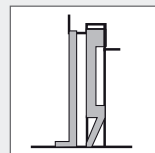
Seal E



Seal F

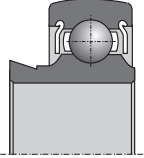
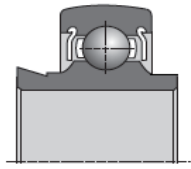
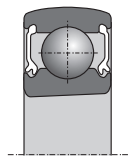
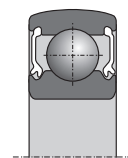


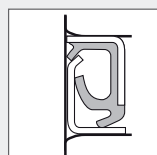
Seal G



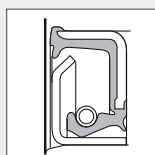
Seal H



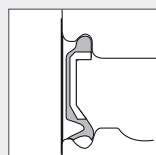
References	d	D	B	C	Weight (Kg)	Seal type		
	Dimensions (mm)							
JL204-012C3	19,050	47,000	21,500	15,000	0,170	A		
JL205-014C3	22,225	52,000	21,500	15,000	0,150	A		
JL205C3	25,000	52,000	21,500	15,000	0,130	A		
A-JL205-100D1C3	25,400	52,000	21,500	15,000	0,130	A		
JL205-100C3	25,400	52,000	21,500	15,000	0,130	A		
JL206-102C3	26,988	62,000	23,800	18,000	0,210	A		
JL206C3	30,000	62,000	23,800	18,000	0,320	A		
JL206-103C3	30,162	62,000	23,800	18,000	0,200	A		
JL206-104C3	31,750	62,000	23,800	18,000	0,210	A		
A-JL206-104D1C3	31,750	62,000	23,800	18,000	0,240	A		
A-JL207-104D1C3	31,750	72,000	25,400	19,000	0,350	A		
A-JL207-106D1C3	34,925	72,000	25,400	19,000	0,320	A		
AL207	35,000	72,000	25,400	17,000	0,320	A		
JL207C4	35,000	72,000	25,400	19,000	0,320	A		
A-JL208-108D1C3	38,100	80,000	30,200	22,000	0,480	A		
JL208-108C3	38,100	80,000	30,200	22,000	0,480	A		
JL208C3	40,000	80,000	30,200	22,000	0,460	A		
JL210-114C3	47,625	90,000	30,200	22,000	0,670	A		
A-RL205D1C3	25,000	52,000	34,900	15,000	0,260	A		
RL205-100C3	25,400	52,000	34,900	15,000	0,200	A		
RL205-100LLSC3	25,400	52,000	34,900	15,000	0,200	B		
A-RL206D1C3	30,000	62,000	36,500	18,000	0,440	A		
RL206C3	30,000	62,000	36,500	18,000	0,440	A		
A-RL207-104D1LLSC3	31,750	72,000	37,600	19,000	0,450	B		
RL207-104C3	31,750	72,000	37,600	19,000	0,460	A		
A-RL207-106D1C3	34,925	72,000	37,600	19,000	0,412	A		
RL207-106C3	34,925	72,000	37,600	19,000	0,410	A		
A-RL207D1C3	35,000	72,000	37,600	19,000	0,400	A		
RL207C3	35,000	72,000	37,600	19,000	0,431	A		
RL208C3	35,000	72,000	42,800	22,000	0,560	A		
A-RL208-108D1C3	38,100	72,000	42,800	22,000	0,400	A		
RL208-108LLSC3	38,100	72,000	42,800	22,000	0,600	A		
A-RL211-200D1C3	50,800	100,000	55,500	24,000	1,255	A		
A-RL211D1C3	55,000	100,000	55,500	24,000	1,290	A		
SBX08A65LLM	40,000	80,000	21,000	-	0,420	A		
CS213D1	65,000	120,000	23,000	-	0,760	LU		
SBX1706LLX4C4	85,000	130,000	22,000	-	0,930	D		
AB43502	55,000	100,000	21,000	-	0,604	E		



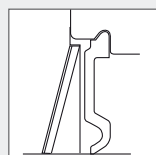
Seal J



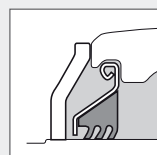
Seal K



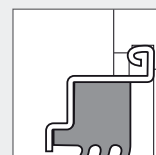
Seal LU



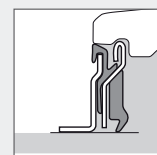
Seal U



Seal AGR

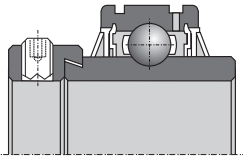
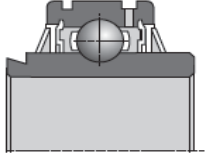
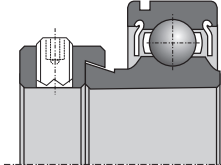
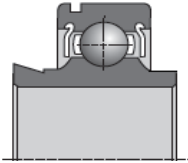
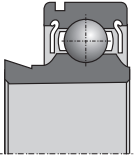
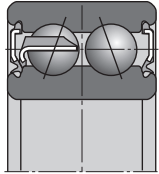
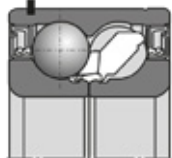


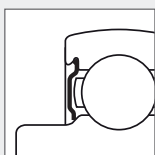
Seal L3



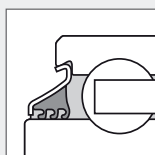
Seal L4

# DOUBLE ROW BALL BEARINGS

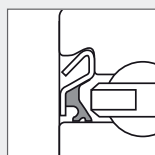
References	d	D	B	C	Weight (Kg)	Seal type	
	Dimensions (mm)						
UELS308-108D1W3	38,100	90,000	57,100	27,000	1,170	U	
ULS308-108D1C3	38,100	90,000	57,100	27,000	0,870	U	
AELS205-100D1NRW3	25,400	52,000	31,000	15,000	0,200	A	
AELS205-100D1NW3	25,400	52,000	31,000	15,000	0,188	A	
RLS205-014C3	22,225	52,000	34,900	15,000	0,240	A	
JLS206-102-A1C3	28,575	62,000	23,800	18,000	0,260	A	
JLS206-104C3	31,750	62,000	23,800	18,000	0,230	A	
JLS207-106C3	34,925	72,000	25,400	17,000	0,350	A	
DF0109LL	12,700	38,200	15,900	-	0,104	A	
TM-5204LLU	20,000	47,000	20,600	-	0,163	LU	
TM-5204LLU-N5	20,000	47,000	20,600	-	0,163	LU	
DF0766LLUA	35,000	64,000	37,000	-	0,432	LU	
GB10790	30,000	60,030	37,000	-	0,437	E	
GB12436	30,000	72,000	33,000	-	0,625	J	
GB12132	34,976	68,015	37,000	-	0,530	J	
GB44386	34,976	72,040	33,000	-	0,600	K	
GB12438	35,000	65,000	35,000	-	0,440	J	
GB12306	35,000	66,000	33,000	-	0,430	J	
GB40582	35,000	72,000	33,000	-	0,560	J	
GB40878	35,000	72,000	33,000	-	0,560	K	
GB40547	37,000	72,000	33,000	-	0,555	J	
GB12807	37,000	72,040	37,000	-	0,600	J	
GB10800	40,000	80,000	38,200	-	0,800	G	
GB40250	40,000	90,000	38,000	-	0,930	J	
GB40300	45,000	88,020	39,000	-	1,040	J	



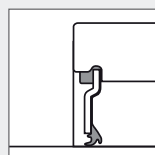
Seal A



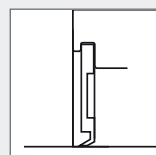
Seal B



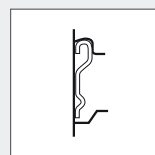
Seal C



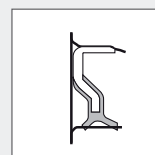
Seal D



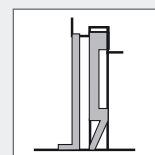
Seal E



Seal F



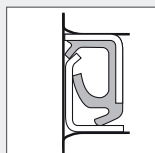
Seal G



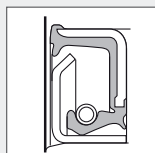
Seal H

# SELF-ALIGNING BEARING UNITS

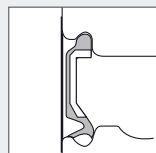
References	d	L	J	C	Weight (Kg)	Seal type	
	Dimensions (mm)						
GB10890	22,500	52,020	25,000	14,000	0,208	-	
GB10827	25,000	62,030	28,000	17,000	0,362	-	
GB12508	45,000	75,000	27,000	15,000	0,345	-	
GB10721	45,000	75,000	23,000	15,000	0,316	-	
GB40385	230,000	312,000	85,000	51,000	12,700	-	
EXFE308A05AGR	40,000	130,000	101,500	-	2,820	AGR	
EXPAE206L3	30,000	98,000	76,200	-	1,000	L3	
EXPAE208L3	40,000	116,000	88,900	-	1,800	L3	
UCF207NAGR	35,000	117,000	92,000	-	1,510	AGR	
UCFE308A05AGR	40,000	130,000	101,500	-	2,690	AGR	
UCF208AGRLP	40,000	130,000	102,000	-	1,870	AGR	
D-UCF210A10AGR	50,000	143,000	111,000	-	2,480	AGR	
D-UCF211A10B176	55,000	162,000	130,000	-	3,330	AGR	
UCF211AGR	55,000	162,000	130,000	-	3,330	AGR	
D-UCF212A10AGR	60,000	175,000	143,000	-	4,340	AGR	
UCF212AGR	60,000	175,000	143,000	-	4,340	AGR	
UCFE212AGR	60,000	175,000	143,000	-	4,930	AGR	
UCFC212L3	60,000	195,000	160,000	-	4,340	L3	
UCFCE212AGR	60,000	195,000	160,000	-	3,930	AGR	
XUCFE308A05B168	40,000	130,000	101,500	45,4	2,570	AGR	
XUCFE308B01B169	40,000	130,000	101,500	51,4	2,740	AGR + L4	



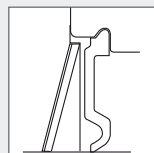
Seal J



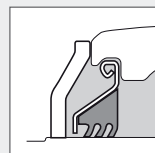
Seal K



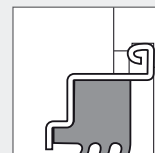
Seal LU



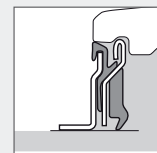
Seal U



Seal AGR

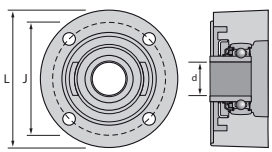
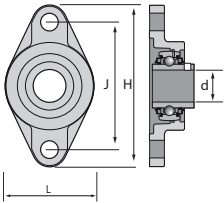
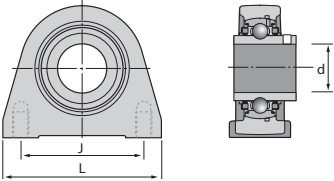
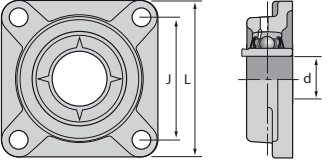
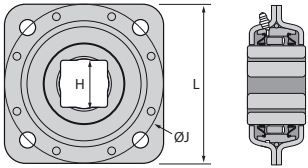


Seal L3

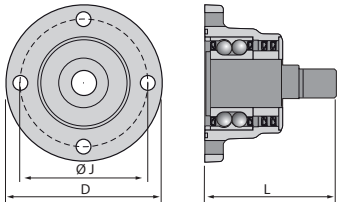


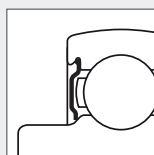
Seal L4

# SELF-ALIGNING BEARING UNITS

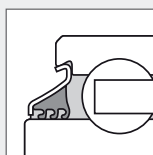
References	d	L	J	H	Weight (Kg)	Seal type	
	Dimensions (mm)						
GGF25A07XUC205B186	25,000	100,000	82,000	42,000	1,590	AGR+D	
UCFL206L3	30,000	80,000	117,000	148,000	0,900	L3	
UCFL207NAGR	35,000	90,000	161,000	130,000	1,170	AGR	
UCFL208L3	40,000	100,000	144,000	175,000	1,500	L3	
UCFL208NAGR	40,000	100,000	144,000	175,000	1,540	AGR	
UCPAE206L3	30,000	98,000	76,200	-	1,000	L3	
ULF311-200D1LJ	50,800	220,000	190,000	-	5,645	U	
ULF311-200D1LJC3	50,800	220,000	190,000	-	5,645	U	
FX11A08LLS	41,224	139,7	139,7	-	2,600	B	

## AGRI HUB

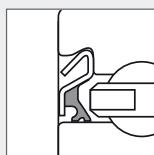
References	D	J	L	Number of holes	Weight (Kg)	Seal type	
	Dimensions (mm)						
HUA14-4M12-S01	120,000	98,000	102,000	4	2,58	J	
HUA14-5M12-S01	120,000	98,000	102,000	5	2,57	J	
HUA14-6M12-S01	120,000	98,000	102,000	6	2,56	J	



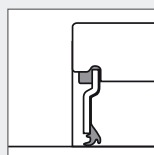
Seal A



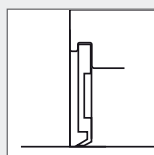
Seal B



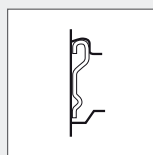
Seal C



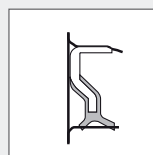
Seal D



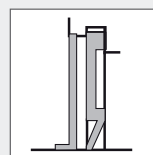
Seal E



Seal F

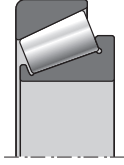
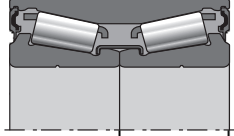


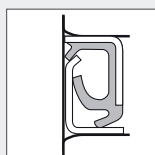
Seal G



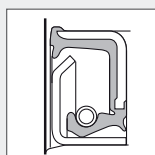
Seal H

# TAPERED ROLLER BEARINGS

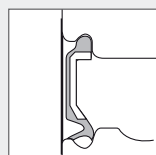
References	d	D	B	C	Weight (Kg)	Seal type	
	Dimensions (mm)						
30210AP6X	50,000	90,000	20,000	17,000	0,366	-	
32011AP6X	55,000	90,000	23,000	17,500	0,563	-	
32012AP6X	60,000	95,000	23,000	17,500	0,589	-	
32013AP6X	65,000	100,000	23,000	17,500	0,620	-	
32014AP6X	70,000	110,000	25,000	19,000	0,857	-	
FC40570	25,000	52,000	37,000	-	0,370	E	
FC41345	25,000	52,000	37,000	-	0,370	E	
ET-CR1-0846LXL	42,000	76,000	39,000	-	0,725	G	



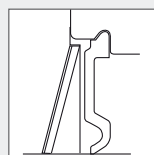
Seal J



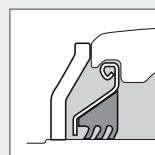
Seal K



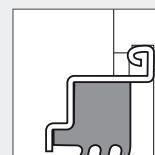
Seal LU



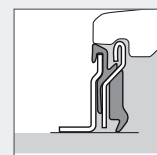
Seal U



Seal AGR



Seal L3



Seal L4

# PRODUCT REFERENCES / Classification by size

References	d	D	B	C	Weight (Kg)	Seal type	Type of products
	Dimensions						
DF0109LL	12,700	38,200	15,900	-	0,104	A	29
AEL202-010D1W3	15,875	40,000	28,600	19,000	0,114	A	19
UC202-010D1	15,875	47,000	31,000	17,000	0,196	U	15
204XAGR	16,027	45,225	18,669	15,494	0,120	A+B	6
SBX0340	16,129	40,000	18,288	12,000	0,080	A	2
AB12160	17,000	47,000	25,000	12,000	0,150	E	2
AB12572	17,000	47,000	27,000	12,000	0,140	E	2
1AH04-11/16LLM	17,653	47,000	21,000	14,000	0,130	A	9
JL204-012C3	19,050	47,000	21,500	15,000	0,170	A	20
AS204-012D1	19,050	47,000	25,000	14,000	0,136	E	18
AEL204-012D1W3	19,050	47,000	31,000	14,000	0,167	A	19
UC204-012D1	19,050	47,000	31,000	17,000	0,173	U	15
SBX05A57LLS	19,075	63,500	26,975	25,400	0,460	B	2
205XAGR	19,202	52,000	21,107	15,000	0,190	A+B	6
EX204G2L4	20,000	47,000	16,000	34,000	0,220	L4	16
TM-5204LLU	20,000	47,000	20,600	-	0,163	LU	29
TM-5204LLU-N5	20,000	47,000	20,600	-	0,163	LU	29
UC204G2L3	20,000	47,000	31,000	16,000	0,170	L3	15
UC204G2L4	20,000	47,000	31,000	16,000	0,170	L4	15
JL205-014C3	22,225	52,000	21,500	15,000	0,150	A	20
AEL205-014D1W3	22,225	52,000	31,000	14,000	0,215	A	19
UC205-014D1	22,225	52,000	34,100	17,000	0,226	U	15
RLS205-014C3	22,225	52,000	34,900	15,000	0,240	A	27
1AH05-7/8	22,250	52,000	25,400	15,000	0,160	A	9
1AH05-7/8LLM	22,250	52,000	25,400	15,000	0,160	A	9
2AH05-7/8	22,250	52,000	25,400	15,000	0,160	A	10
2AH05-7/8LLM	22,250	52,000	25,400	15,000	0,160	A	10
GB10890	22,500	52,020	25,000	14,000	0,208	-	32
AB12533	24,000	62,000	17,000	-	0,230	E	5
EX205G1L3	25,000	52,000	17,000	34,800	0,250	L3	16
EX205G2L4	25,000	52,000	17,000	34,800	0,250	L4	16
JL205C3	25,000	52,000	21,500	15,000	0,130	A	20
UC205G2L3	25,000	52,000	34,000	17,000	0,210	L3	15
UC205G2L4	25,000	52,000	34,000	17,000	0,210	L4	15
A-RL205D1C3	25,000	52,000	34,900	15,000	0,260	A	21
FC40570	25,000	52,000	37,000	-	0,370	E	46
FC41345	25,000	52,000	37,000	-	0,370	E	46
AB41386	25,000	59,000	17,500	-	0,193	F	5
UL305C3PX6	25,000	62,000	34,900	20,000	0,330	U	17
UL305LLS	25,000	62,000	34,900	20,000	0,330	B	17
GB10827	25,000	62,030	28,000	17,000	0,362	-	32
GGF25A07XUC205B186	25,000	L=100,000	J=82,000	H=42,000	1,590	AGR+D	39
A-JL205-100D1C3	25,400	52,000	21,500	15,000	0,130	A	20
JL205-100C3	25,400	52,000	21,500	15,000	0,130	A	20
AS205-100D1	25,400	52,000	27,000	15,000	0,160	E	18
AEL205-100D1W3	25,400	52,000	31,000	15,000	0,200	A	19
AELS205-100D1NRW3	25,400	52,000	31,000	15,000	0,200	A	26
AELS205-100D1NW3	25,400	52,000	31,000	15,000	0,188	A	26
UC205-100D1	25,400	52,000	34,100	17,000	0,195	U	15

\*Type of products:  
see pages 48 and 49

References	d	D	B	C	Weight (Kg)	Seal type	Type of products
	Dimensions						
UC205-100D1LLJ	25,400	52,000	34,100	17,000	0,200	B	15
RL205-100C3	25,400	52,000	34,900	15,000	0,200	A	21
RL205-100LLSC3	25,400	52,000	34,900	15,000	0,200	B	21
UEL205-100D1	25,400	52,000	44,400	17,000	0,272	U	16
SBX06A57LLS	25,400	62,000	24,000	18,000	0,240	B	7
1AH06-1	25,425	62,000	24,000	16,000	0,240	A	9
1AH06-1LLS	25,425	62,000	24,000	16,000	0,240	B	9
1AH06-1LLX	25,425	62,000	24,000	16,000	0,240	B	9
2AH06-1	25,425	62,000	24,000	16,000	0,240	A	10
2AH06-1/L	25,425	62,000	24,000	16,000	0,240	A	10
2AH06-1LLX	25,425	62,000	24,000	16,000	0,240	A	10
SBX06A83LLSC3	25,425	62,000	24,000	18,000	0,360	B	9
SBX06A40LLSC4	26,568	62,000	24,000	16,000	0,240	B	10
JL206-102C3	26,988	62,000	23,800	18,000	0,210	A	20
AEL206-101D1W3	26,988	62,000	35,700	16,000	0,370	A	19
JLS206-102-A1C3	28,575	62,000	23,800	18,000	0,260	A	28
AEL206-102D1W3	28,575	62,000	35,700	16,000	0,335	A	19
UC206-102D1	28,575	62,000	38,100	19,000	0,345	U	15
UEL206-102D1W3	28,575	62,000	48,400	19,000	0,404	U	16
SBX06A59LLX	28,595	62,000	24,000	16,000	0,240	A	3
SBX07A25LLMC3	28,600	72,000	25,000	17,000	0,380	A	10
SBX0762LLMC4	28,600	72,000	25,000	19,000	0,350	A	10
2AH07-1.1/8	28,600	72,000	37,700	17,000	0,450	A	10
2AH07-1.1/8D1	28,600	72,000	37,700	17,000	0,450	A	10
SBX07A37LLMC3	28,600	72,000	37,700	19,000	0,480	A	7
5AS08-1.1/8	29,972	80,000	36,500	18,000	0,623	B	13
1AS08-1.1/8	29,972	80,000	36,500	30,200	0,617	B	11
6AS08-1.1/8C3	29,972	80,000	36,500	30,200	0,730	B	13
SBX08A40LLSC3	29,972	85,738	36,500	30,200	0,900	B	9
7AS10-1.1/8D1	29,972	90,000	30,200	30,200	0,932	B	14
GB10790	30,000	60,030	37,000	-	0,437	E	30
UC206AGR	30,000	62,000	19,000	38,100	0,310	AGR	15
JL206C3	30,000	62,000	23,800	18,000	0,320	A	20
A-RL206D1C3	30,000	62,000	36,500	18,000	0,440	A	21
RL206C3	30,000	62,000	36,500	18,000	0,440	A	21
UC206D1LLJ	30,000	62,000	38,100	19,000	0,320	B	15
UC206G2L3	30,000	62,000	38,100	19,000	0,320	L3	15
UC206G2L4	30,000	62,000	38,100	19,000	0,320	L4	15
EX206G2L3	30,000	62,000	48,300	19,000	0,410	L3	16
EX206G2L4	30,000	62,000	48,300	19,000	0,410	L4	16
GB12436	30,000	72,000	33,000	-	0,625	J	30
UCFL206L3	30,000	L=80,000	J=117,000	H=148,000	0,900	L3	40
EXPAE206L3	30,000	L=98,000	J=76,200	-	1,000	L3	34
UCPAE206L3	30,000	L=98,000	J=76,200	-	1,000	L3	41
JL206-103C3	30,162	62,000	23,800	18,000	0,200	A	20
AEL206-103D1W3	30,162	62,000	35,700	16,000	0,320	A	19
UC206-103D1	30,162	62,000	38,100	19,000	0,323	U	15
UEL206-103D1W3	30,162	62,000	48,400	19,000	0,420	U	16
1AC08-1.3/16C3	30,175	80,000	30,200	18,000	0,610	B	7
A-JL206-104D1C3	31,750	62,000	23,800	18,000	0,240	A	20

\*Type of products:  
see pages 48 and 49

# PRODUCT REFERENCES / Classification by size

References	d	D	B	C	Weight (Kg)	Seal type	Type of products
	Dimensions						
JL206-104C3	31,750	62,000	23,800	18,000	0,210	A	20
JLS206-104C3	31,750	62,000	23,800	18,000	0,230	A	28
AEL206-104D1W3	31,750	62,000	35,700	16,000	0,284	A	19
SBX06A29LLMC3	31,750	62,000	36,500	16,000	0,260	D	3
UC206-104D1	31,750	62,000	38,100	19,000	0,320	U	15
UEL206-104D1W3	31,750	62,000	48,400	19,000	0,363	U	16
A-JL207-104D1C3	31,750	72,000	25,400	19,000	0,350	A	20
AS207-104D1	31,750	72,000	34,000	17,000	0,440	E	18
A-RL207-104D1LLSC3	31,750	72,000	37,600	19,000	0,450	B	21
RL207-104C3	31,750	72,000	37,600	19,000	0,460	A	21
AEL207-104D1	31,750	72,000	38,900	17,000	0,578	A	19
UC207-104D1	31,750	72,000	42,900	20,000	0,537	U	15
SBX08A35LLSC3	31,775	80,000	36,500	18,000	0,610	B	9
SBX08A54LLSC3	31,775	80,000	36,500	22,000	0,670	B	10
2AH07-1.1/4	31,780	72,000	37,700	17,000	0,403	A	10
SBX0787LLSC4	31,780	72,000	37,700	19,000	0,460	B	9
SBX07A02LLSC4	31,780	72,000	37,700	19,000	0,460	B	9
SBX10A05LLSC3	31,877	90,000	36,450	22,000	0,750	B	9
2AS09-1.1/4D1	32,766	85,000	36,500	30,200	0,760	B	11
SBX09A47LLSC3	33,020	85,000	36,513	30,163	0,760	B	11
JLS207-106C3	34,925	72,000	25,400	17,000	0,350	A	28
A-JL207-106D1C3	34,925	72,000	25,400	19,000	0,320	A	20
A-RL207-106D1C3	34,925	72,000	37,600	19,000	0,412	A	21
RL207-106C3	34,925	72,000	37,600	19,000	0,410	A	21
AEL207-106D1W3	34,925	72,000	38,900	17,000	0,530	A	19
UEL207-106D1W3	34,925	72,000	51,100	20,000	0,600	U	16
SBX08A31LLMC3	34,950	80,000	36,500	21,000	0,570	A	10
GB12132	34,976	68,015	37,000	-	0,530	J	30
GB44386	34,976	72,040	33,000	-	0,600	K	30
DF0766LLUA	35,000	64,000	37,000	-	0,432	LU	29
GB12438	35,000	65,000	35,000	-	0,440	J	30
GB12306	35,000	66,000	33,000	-	0,430	J	30
UC207AGR	35,000	72,000	20,000	42,900	0,500	AGR	15
AL207	35,000	72,000	25,400	17,000	0,320	A	20
JL207C4	35,000	72,000	25,400	19,000	0,320	A	20
GB40582	35,000	72,000	33,000	-	0,560	J	30
GB40878	35,000	72,000	33,000	-	0,560	K	30
A-RL207D1C3	35,000	72,000	37,600	19,000	0,400	A	21
RL207C3	35,000	72,000	37,600	19,000	0,431	A	21
RL208C3	35,000	72,000	42,800	22,000	0,560	A	21
UC207D1LLJ	35,000	72,000	42,900	20,000	0,460	B	15
UC207G2L3	35,000	72,000	42,900	20,000	0,470	L3	15
UC207G2L4	35,000	72,000	42,900	20,000	0,470	L4	15
EX207AGR	35,000	72,000	51,100	20,000	0,640	AGR	16
EX207G2L4	35,000	72,000	51,100	20,000	0,600	L4	16
EX208G2L3	35,000	72,000	51,100	20,000	0,600	L3	16
UCF207NAGR	35,000	L=117,000	J=92,000	-	1,510	AGR	35
UCFL207NAGR	35,000	L=90,000	J=130,000	H=161,000	1,170	AGR	40
AEL207-107D1W3	36,512	72,000	38,900	17,000	0,445	A	19

\*Type of products:  
see pages 48 and 49



References	d	D	B	C	Weight (Kg)	Seal type	Type of products
	Dimensions						
UC207-107D1	36,512	72,000	42,900	20,000	0,453	U	15
GB40547	37,000	72,000	33,000	-	0,555	J	30
GB12807	37,000	72,040	37,000	-	0,600	J	30
A-RL208-108D1C3	38,100	72,000	42,800	22,000	0,400	A	21
RL208-108LLSC3	38,100	72,000	42,800	22,000	0,600	A	21
A-JL208-108D1C3	38,100	80,000	30,200	22,000	0,480	A	20
JL208-108C3	38,100	80,000	30,200	22,000	0,480	A	20
AEL208-108D1W3	38,100	80,000	43,700	18,000	0,640	A	19
UC208-108D1	38,100	80,000	49,200	21,000	0,702	U	15
UEL208-108D1W3	38,100	80,000	56,300	21,000	0,860	U	16
SBX09A82LLMC3	38,100	85,000	30,000	19,000	0,540	A	10
SBX09A95LLXC3	38,100	85,000	30,000	19,000	0,540	A	10
A-UL308-108D1C3	38,100	90,000	41,300	27,000	0,870	U	17
A-UL308-108D1C4	38,100	90,000	41,300	27,000	0,870	U	17
A-UEL308-108D1W3C3	38,100	90,000	51,100	27,000	1,150	U	16
UELS308-108D1W3	38,100	90,000	57,100	27,000	1,170	U	24
ULS308-108D1C3	38,100	90,000	57,100	27,000	0,870	U	25
2AH09-1.1/2	38,125	85,000	30,000	19,000	0,540	A	10
2AH09-1.1/2D1	38,125	85,000	30,000	19,000	0,540	A	10
SBX1173LLS	38,430	100,000	44,450	33,300	1,220	B	13
3AS11-1.1/2CN	38,890	100,000	33,300	-	1,100	B	12
UC208AGR	40,000	80,000	21,000	49,200	0,630	AGR	15
SBX08A65LLM	40,000	80,000	21,000	-	0,420	A	22
JL208C3	40,000	80,000	30,200	22,000	0,460	A	20
GB10800	40,000	80,000	38,200	-	0,800	G	30
UC208D1LLJ	40,000	80,000	49,200	21,000	0,640	B	15
UC208G2L3	40,000	80,000	49,200	21,000	0,640	L3	15
UC208G2L4	40,000	80,000	49,200	21,000	0,640	L4	15
EX208AGR	40,000	80,000	56,300	21,000	0,740	AGR	16
EX208G2L4	40,000	80,000	56,300	21,000	0,780	L4	16
TMB308LCV38	40,000	90,000	23,000	-	0,630	D	1
UC308AGR	40,000	90,000	28,000	58,000	1,100	AGR	15
GB40250	40,000	90,000	38,000	-	0,930	J	31
EX308B188	40,000	90,000	41,300	28,000	1,090	-	16
SBX0852	40,000	90,000	52,000	27,000	0,980	U	15
EX308AGR	40,000	90,000	65,300	28,000	1,280	AGR	16
XUC308B164	40,000	110,000	52,000	32,000	1,850	H	15
UCFL208L3	40,000	L=100,000	J=144,000	H=175,000	1,500	L3	40
UCFL208NAGR	40,000	L=100,000	J=144,000	H=175,000	1,540	AGR	40
EXPAE208L3	40,000	L=116,000	J=88,900	-	1,800	L3	34
EXFE308A05AGR	40,000	L=130,000	J=101,500	-	2,820	AGR	33
UCFE308A05AGR	40,000	L=130,000	J=101,500	-	2,690	AGR	35
XUCFE308A05B168	40,000	L=130,000	J=101,500	-	2,570	AGR	37
XUCFE308B01B169	40,000	L=130,000	J=101,500	-	2,740	AGR + L4	38
UCF208AGRLP	40,000	L=130,000	J=102,000	-	1,870	AGR	35
UEL209-110D1W3	41,275	85,000	56,300	22,000	0,910	U	16
ET-CR1-0846LXL	42,000	76,000	39,000	-	0,725	G	46
UC209-111D1	42,862	85,000	49,200	22,000	0,780	U	15
AEL209-112D1W3	44,450	85,000	43,700	19,000	0,737	A	19
UC209-112D1	44,450	85,000	49,200	22,000	0,714	U	15

\*Type of products:  
see pages 48 and 49

# PRODUCT REFERENCES / Classification by size

References	d	D	B	C	Weight (Kg)	Seal type	Type of products
	Dimensions						
UEL209-112D1W3	44,450	85,000	56,300	22,000	0,820	U	16
SBX09A51LLS	44,958	85,000	42,850	33,300	0,740	B	7
SBX1226LLS	44,958	110,000	42,850	38,250	1,756	B	2
GB10721	45,000	75,000	23,000	15,000	0,316	-	32
GB12508	45,000	75,000	27,000	15,000	0,345	-	32
AB41275	45,000	80,000	27,000	22,000	0,390	-	2
TMB209	45,000	85,000	19,000	-	0,393	-	1
UC209AGR	45,000	85,000	22,000	49,200	0,730	AGR	15
3AC09C3	45,000	85,000	30,200	-	0,590	B	8
3AC09LLJC3PX1	45,000	85,000	30,200	-	0,590	B	8
UC209G2L3	45,000	85,000	49,200	22,000	0,680	L3	15
EX209AGR	45,000	85,000	56,300	22,000	0,870	AGR	16
EX209G2L3	45,000	85,000	56,300	22,000	0,870	L3	16
EX209G2L4	45,000	85,000	56,300	22,000	0,870	L4	16
GB40300	45,000	88,020	39,000	-	1,040	J	31
UC309AGR	45,000	100,000	30,000	57,000	1,260	AGR	15
UC309AGRLP	45,000	100,000	30,000	57,000	1,260	AGR	15
SBX09A59LLSC3	45,161	85,000	36,513	22,000	0,580	B	7
JL210-114C3	47,625	90,000	30,200	22,000	0,670	A	20
UCX10-115D1	49,212	100,000	55,600	25,000	1,350	U	15
SBX1040LLMC3	49,212	110,000	49,200	29,000	1,510	A	2
SBX1059LLMC3	49,212	110,000	49,200	29,000	1,430	A	7
3AC10-1.15/16D1	49,225	90,000	30,200	-	0,648	B	8
AB40320	50,000	72,000	13,000	-	0,164	-	1
AB41377	50,000	80,000	16,000	-	0,226	-	1
30210AP6X	50,000	90,000	20,000	17,000	0,366	-	45
AB41700	50,000	90,000	20,000	-	0,462	-	1
TMB210LCC3	50,000	90,000	20,000	-	0,454	D	1
UC210AGR	50,000	90,000	23,000	51,600	0,800	AGR	15
SBX1078KLLS	50,000	90,000	32,000	20,000	0,650	B	2
UC210G2L3	50,000	90,000	51,600	23,000	0,800	L3	15
UC210G2L4	50,000	90,000	51,600	23,000	0,800	L4	15
EX210AGR	50,000	90,000	62,700	23,000	1,010	AGR	16
EX210G2L3	50,000	90,000	62,700	23,000	1,010	L3	16
EX210G2L4	50,000	90,000	62,700	23,000	1,010	L4	16
6310X11LLCC4	50,000	110,000	27,000	-	1,080	D	1
UC310AGR	50,000	110,000	70,000	32,000	1,850	AGR	15
D-UCF210A10AGR	50,000	L=143,000	J=111,000	-	2,480	AGR	35
UC210-200D1	50,800	90,000	51,600	24,000	0,780	U	15
A-RL211-200D1C3	50,800	100,000	55,500	24,000	1,255	A	21
UC211-200D1	50,800	100,000	55,600	25,000	1,220	U	15
UEL211-200D1W3	50,800	100,000	71,400	25,000	1,580	U	16
ULF311-200D1LJ	50,800	L=220,000	J=190,000	-	5,645	U	42
ULF311-200D1LJC3	50,800	L=220,000	J=190,000	-	5,645	U	42
32011AP6X	55,000	90,000	23,000	17,500	0,563	-	45
AB43502	55,000	100,000	21,000	-	0,604	E	23
UC211AGR	55,000	100,000	25,000	55,600	1,100	AGR	15
XCUC211	55,000	100,000	36,000	25,000	0,890	B	2
A-RL211D1C3	55,000	100,000	55,500	24,000	1,290	A	21

\*Type of products:  
see pages 48 and 49

References	d	D	B	C	Weight (Kg)	Seal type	Type of products
	Dimensions						
UC211D1LLJ	55,000	100,000	55,600	25,000	1,040	B	15
UC211G2L3	55,000	100,000	55,600	25,000	1,120	L3	15
EX211AGR	55,000	100,000	71,300	25,000	1,350	AGR	16
D-UCF211A10B176	55,000	L=162,000	J=130,000	-	3,330	AGR	35
UCF211AGR	55,000	L=162,000	J=130,000	-	3,330	AGR	35
SBX1227LLS	55,560	110,000	55,560	38,252	1,730	B	2
UC211-203D1	55,562	100,000	55,600	25,000	1,080	U	15
UCX11-203D1	55,562	110,000	65,100	27,000	1,740	U	15
SBX1125LLMC3	55,562	120,000	55,600	31,000	1,880	A	16
SBX1218LLMC3	55,562	130,000	61,900	33,000	2,530	A	16
32012AP6X	60,000	95,000	23,000	17,500	0,589	-	45
UC212AGR	60,000	110,000	27,000	65,100	1,370	AGR	15
UC212G2L3	60,000	110,000	65,100	27,000	1,530	L3	15
EX212AGR	60,000	110,000	77,700	27,000	1,670	AGR	16
EX212G2L3	60,000	110,000	77,700	27,000	1,870	L3	16
D-UCF212A10AGR	60,000	L=175,000	J=143,000	-	4,340	AGR	35
UCF212AGR	60,000	L=175,000	J=143,000	-	4,340	AGR	35
UCFE212AGR	60,000	L=175,000	J=143,000	-	4,930	AGR	35
UCFC212L3	60,000	L=195,000	J=160,000	-	4,340	L3	36
UCFCE212AGR	60,000	L=195,000	J=160,000	-	3,930	AGR	36
UEL212-207D1W3	61,912	110,000	77,800	27,000	1,760	U	16
UCX12-207D1	61,912	120,000	65,100	32,000	2,040	U	15
UCX13-208D1	63,500	125,000	74,600	33,000	2,450	U	15
32013AP6X	65,000	100,000	23,000	17,500	0,620	-	45
AB40854	65,000	100,000	27,000	18,000	0,490	F	4
CS213D1	65,000	120,000	23,000	-	0,760	LU	22
UC213G2L3	65,000	120,000	65,100	28,000	1,860	L3	15
32014AP6X	70,000	110,000	25,000	19,000	0,857	-	45
SBX1435LLS	70,000	125,000	61,925	39,675	1,950	B	7
UC214G2L3	70,000	125,000	76,400	30,000	2,050	L3	15
EX214G2L3	70,000	125,000	85,700	30,000	2,570	L3	16
SBX1508C3-EL	74,612	130,000	74,600	30,000	2,040	U	3
UCX15-215D1	74,612	140,000	82,600	35,000	3,310	U	15
UC215AGR	75,000	130,000	30,000	77,800	2,160	AGR	15
UC215G2L3	75,000	130,000	77,800	30,000	2,210	L3	15
UCX15-300D1	76,200	140,000	82,600	35,000	3,190	U	15
UC216G2L3	80,000	140,000	82,600	33,000	2,790	L3	15
SBX1706LLX4C4	85,000	130,000	22,000	-	0,930	D	22
UC217G2L3	85,000	150,000	85,700	35,000	3,380	L3	15
UCX17-307D1	87,312	160,000	96,000	37,000	4,510	U	15
SC1812	88,900	127,000	19,050	-	0,748	-	1
UC218G2L3	90,000	160,000	96,000	37,000	4,450	L3	15
AB41196	100,000	130,000	16,500	15,300	0,374	-	2
GB40385	230,000	312,000	85,000	51,000	12,700	-	32
HUA14-4M12-S01	D=120,000	J=98,000	L=102,000	4 holes	2,550	J	44
HUA14-5M12-S01	D=120,000	J=98,000	L=102,000	5 holes	2,540	J	44
HUA14-6M12-S01	D=120,000	J=98,000	L=102,000	6 holes	2,540	J	44
FX11A08LLS	H=41,224	L=139,7	J=139,7	-	2,600	B	43

\*Type of products:  
see pages 48 and 49

# AGRICULTURE USES MANY STANDARD PRODUCTS


## DEEP-GROOVE BALL BEARINGS

BEARING WITH METAL SHIELDS (ZZ)

OPEN BEARING

BEARING WITH CONTACT SEALS (LLU)

BEARING WITH NON-CONTACT SEALS (LLB)



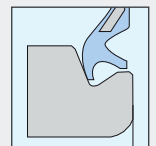
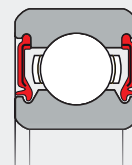
### LLU sealing

The seal is designed to ensure interference between the inner lip and the inner ring.

- Grease retention in the bearing
- Prevention of pollution penetration
- Positioning of the outer lip (non-contact) for a labyrinth effect reinforced by the V-groove

During the operating cycle of the bearing, the reduction of interference from the inner lip gradually brings the outer lip into contact with the inner ring.

- Reinforcement of the seals' performance for long-lasting protection



## CYLINDRICAL ROLLER BEARINGS

ULTAGE offers longer service life, higher rotational speeds, lower maintenance costs and an improved contribution to protect the environment.



### BENEFITS OF THE ULTAGE RANGE



Dynamic load capacity



**Highest  
on the market**

Service life



**Extended**

Operating speed



**+20%\***

\* Compared with a standard non-ULTAGE NTN product (oil limiting speed)



## TAPER ROLLER BEARINGS

### Inch And Metric Dimensions

At NTN, case hardening is applied to these three bearing components:

- 1 Inner ring
- 2 Outer ring
- 3 Rollers



### IDENTIFICATION

All our references featuring case hardened steel are recognisable thanks to the prefix **4T**



## NEEDLE ROLLER BEARINGS

### the widest offer on the market

- Needle roller and cage assemblies
- Drawn cup needle roller bearings
- Needle roller bearings with solid rings
- Combined bearings
- Cam followers and cam followers on shafts
- Needle roller thrust bearings




# AGRICULTURE USES MANY STANDARD PRODUCTS

## ULTAGE® QUALITY

**ULTAGE, the generation of NTN high-performance bearings delivering:**

- Unrivalled service life
- Higher speed limits
- Maximised load capacities



 Bearings designed according to **ULTAGE** rules can be identified with the suffix **E**.



## KIZEI®, the viable alternative for dirty environments

- Protection against external solid contamination
- Improvement of grease retention inside the bearing
- ISO dimensions to replace open spherical roller bearing easily
- Load capacity, speed and operating temperature identical to an open ULTAGE bearing



## Sealed bearings with elastomer seals

- Internal design identical to ULTAGE EA open design bearings
- No-ISO width with minimal increase to integrate seals (prefix 10x)
- Specially designed nitrile seal which guarantees sealing by constant contact pressure of the lip, even in case of misalignment
- Pre-filled bearing with a quantity and quality of grease suitable for high loads
- Operating up to +120°C



## SELF-ALIGNING BEARING UNITS



## PRESSED STEEL BEARING UNITS

**Best economical solution for lightweight constructions**



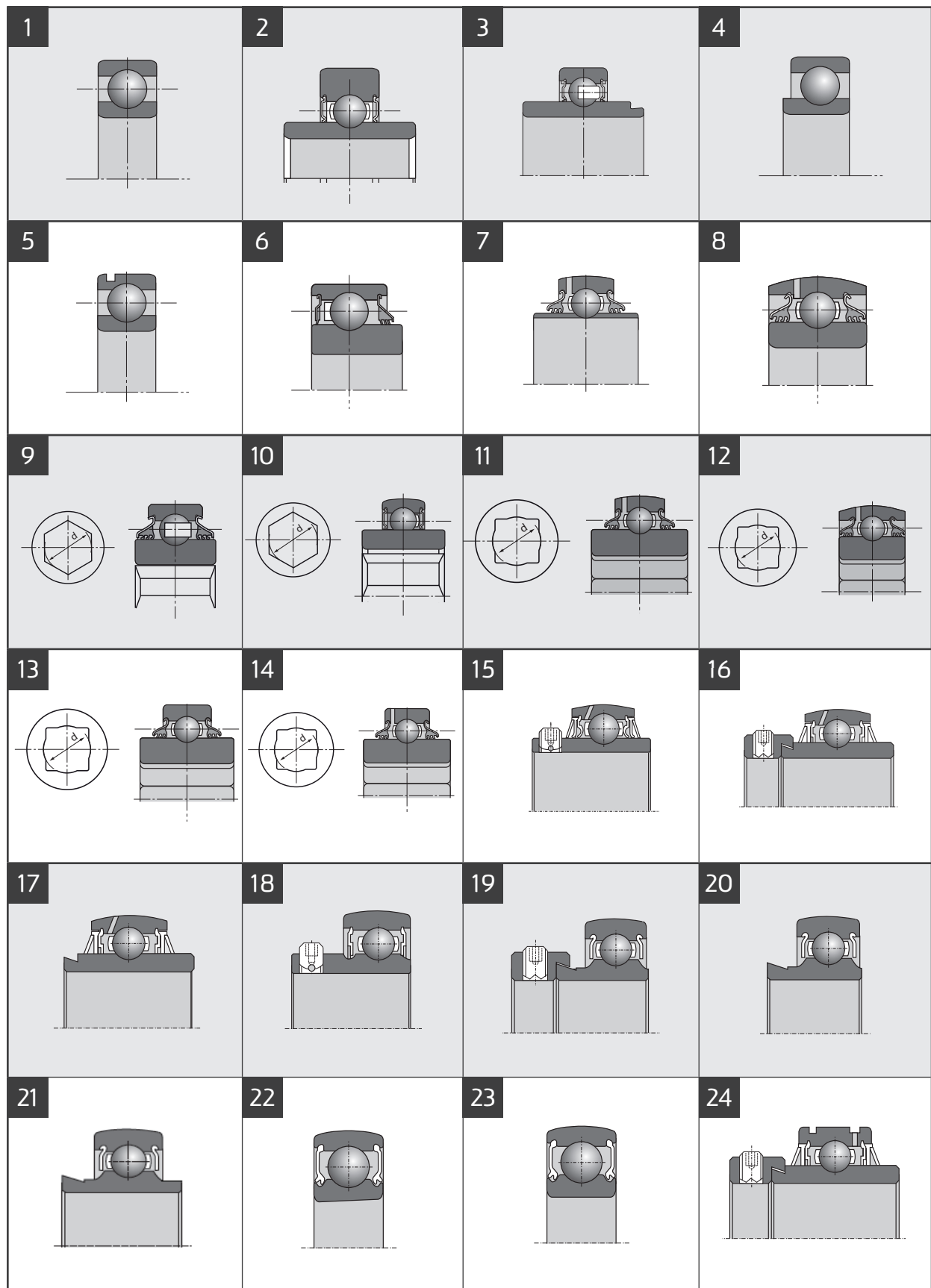
### Benefits:

- Particularly used in applications where weight is a major constraint


### Technical characteristics:

- Two-piece housing made from zinc coated steel sheet
- Available as pillow block, flanged or take-up unit
- Equipped with universal inserts
- Suitable for narrow ball bearing inserts set screw type US..G2, eccentric locking collar type ES..G2 and type CS with interference fit
- Made for low to moderate loads & speeds















# SOLUTIONS FOR **AGRICULTURE**

NTN-SNR's offer of bearings for implements



DOCU\_AGRIL\_CAT3\_68a - Document non contractuel - Code SAP : 623712 - NTN-SNR copyright international - 07/2021 - Photos: NTN-SNR - PedroSuaresPhoto - Shutterstock - KUHN - VOLLMER.

This document is the exclusive property of NTN-SNR ROULEMENTS. Any total or partial reproduction hereof without the prior consent of NTN-SNR ROULEMENTS is strictly prohibited. Legal action may be brought against anyone breaching the terms of this paragraph.

NTN-SNR ROULEMENTS shall not be held liable for any errors or omissions that may have crept into this document despite the care taken in drafting it. Due to our policy of continuous research and development, we reserve the right to make changes without notice to all or part of the products and specifications mentioned in this document.

© NTN-SNR ROULEMENTS, international copyright 2021.